


# How to Use Quiz Worx Home Delivery



Quiz Worx exists to share Jesus with kids everywhere. Our usual method of doing this is through performing Biblically faithful, creative and fun live puppet shows. However, due to COVID-19, we are unable to do our live shows. Yet we are excited to present the Good News through **Quiz Worx Home Delivery** - *Bringing Clear Bible Teaching to You*.


Each week Quiz Worx releases a new Kids' Talk video which can be used as part of an online church service or family devotion time. Each kids' talk comes with Activity Sheets, Game/Craft ideas, Discussion Questions and 'Digging Deeper' Family Devotions to help you share Jesus with the kids in your church and family. We pray this will be a blessing and encouragement to many kids, families and churches.

## FOR CHURCHES:

Here are some suggestions for making the most of the 'Quiz Worx Home Delivery' material as part of an online church service:

1. Pray
2. Ensure the kids and parents in your church have access to the activity sheets and discussion questions. Feel free to offer these directly from your church website, attach them to an email to church families, print them out and deliver/post them, or encourage them to sign up themselves at [www.quizworx.com/HomeDelivery](http://www.quizworx.com/HomeDelivery)
3. Play the Kids' Talk video towards the start of your service, either by including in your live or pre-recorded service, or by sending families a link to watch on YouTube.
4. During the sermon/teaching time for the adults, parents can encourage kids to work on the activity sheets, and possibly craft (if they can work on this unsupervised).
5. After the sermon parents can lead a short discussion using the discussion questions provided. Then families can play the suggested games together in their household or with other families online (e.g. via Zoom) and get hands-on with the craft activity.
6. During the week, families can use the 'Digging Deeper' Family Devotions together to explore God's Word further at a time that suits them.
7. See more about permissions for churches here:  
<http://www.quizworx.com/qwhd-permissions/>

# How to Use Quiz Worx Home Delivery




## FOR FAMILIES:

Here are some suggestions for making the most of the 'Quiz Worx Home Delivery' material as a family:

1. Print off the Activity sheets, Game/Craft ideas and Discussion Questions & Family Bible Devotions ahead of time.
2. Pray together.
3. Play the Kids' Talk video – you can stream/download it directly from this google drive or watch it on YouTube link that is e-mailed to you each week.
4. CHOOSE YOUR OWN ADVENTURE: after watching the kids' talk, feel free to continue with any of the additional elements, in an order that works for you and your family.
5. Kids will enjoy the Activity Sheets which include colouring in, mazes, find-a-words and other fun activities. There is one provided for kids ages 2-4, 4-8 and for kids ages 9-12.
6. Parents can use the provided discussion questions to lead a short discussion any time after watching the kids' talk.
7. Playing games together or with other families online (e.g. via Zoom) and getting hands-on with the craft activity can help to reinforce the message of the talk (and should be a lot of fun too).
8. Families may choose to move right into the 'Digging Deeper' Family Devotions during this time or choose other times later in the week to explore God's Word further together (try and find a regular time that works with your family).
9. See more about permissions for families and individuals here:  
<http://www.quizworx.com/qwhd-permissions/>

# Living God's Way



In this 5 week series, Quiz Worx Home Delivery will be re-examining some of Jesus' teaching in his Sermon on the Mount. This memorable teaching block is full of wonderful, visual imagery as Jesus confronts his followers with the incredibly high standards that God expects his people to live by.

From start to finish, Jesus teaches that anyone who follows him will live differently to the people of the world. Our hope is that this series will encourage and equip you and your children to be able to read and understand Jesus' teaching in an even deeper way than ever before. And our hope is that you will want to live God's way.

Each week in our Kids' Talk video, Roz and Scruff will help explain how followers of Jesus can live God's way by exploring a particular aspect of Jesus' teaching. Each Kids' Talk video will have accompanying discussion questions for you to work through with your children.

We have also provided some further 'Digging Deeper' Family Devotions. These will help you and your family discover more of Jesus' teaching on how to live God's way.

# Living God's Way

## Loving Your Enemies

### Discussion Questions after 'Loving Your Enemies' Kid's Talk Video

In this week's Kids' Talk video, we find out that Jesus wants his followers to love all people, even our enemies! Scruff wants to know why anyone would love their enemies?

1. Scruff was planning a big party! What was the party for? Who was invited?
2. Roz reads out Jesus' words from Matthew 5:43-48. Who does Jesus want his followers to show love to? Why?
3. Is there anyone in your life that you find hard to love? How can you show love to them?

### Pray


Thank Jesus that he loved us even when we were his enemies. Thank Jesus for dying on the cross to show us how much he loves us.

Pray for those whom you find hard to love. Pray that God will help you love them and show them how much Jesus loves them.



# Digging Deeper

## Family Devotions



### How to use 'Digging Deeper' for the 'Living God's Way' series.

To help you through our 'Living God's Way' series, each week we will provide three devotions. We encourage you to read these passages with those in your household at a time that suits, and use the questions to guide you as you talk about and reflect on how followers of Jesus are to live God's way.

We looked at several different Bible translations when creating these questions. Feel free to use any version as you work through them as a family.

### Memory Verse Challenge

The Memory Verse for our 'Living God's Way' series is from Matthew 5:48. Join Larissa, Emma, and Chrissy to learn these words of Jesus' about how he wants his followers to live! You can find the memory verse video in the 'Living God's Way' folder on the Google Drive or you can watch it at: <https://youtu.be/xHC4K1hUOgU>

### Something to Remember

As we think about how Jesus wants his followers to live, keep asking:

- a) How is the way Jesus wants his followers to act, different to the way the world acts?
- b) The Bible tells us that Jesus lived God's way perfectly. How can we reflect Jesus?

### Devotion 1 – Read 1 Corinthians 13:4-18

The word 'love' is very confusing in our world today. People think they know what love is, but sadly many are mistaken. The apostle Paul wrote this letter to the Church in Corinth to explain that love is the most important spiritual gift God has given to his people and no matter what they do, they must do all things with love. This passage will help us think about what God says love is.

1. Talk through the passage in your own words. Can anyone love like this?
2. Which part of this description of love do you find the hardest to live out?
3. Whilst we cannot love perfectly, God always does. How did God show his perfect love to us?

### Pray

Ask God to help you to remember that all people are sinners who need to be saved.

Thank God that Jesus gave up his life, in the greatest act of love ever, so that by trusting him, our sins are forgiven, and we can be friends with God forever.



# Digging Deeper

## Family Devotions

### Devotion 2 – Read Matthew 5:43-48

It's easy to love your friends. It's easy to love those who love you back. But Jesus says we must always act like our Father in Heaven. God's Way is different from the world's way. Let's find out more...

1. Remind yourself of our Matthew 5:48 Memory Verse (you can watch the video again to help you!). How does Jesus describe God's actions in verse 45?
2. How is loving those who are hard to love acting like God?
3. How can you show love to the people in your life, even those who may have hurt you? At school? At home? In your neighbourhood?

### Pray

Thank Jesus that he knows what it's like to love his enemies because he died for us so that we could have peace with God.

If anyone has hurt you, ask God to help you to forgive them and pray that their hearts will be changed by the Holy Spirit.

Ask God to help you to live his way, even when it's hard.

### Devotion 3 – Read Mark 12:28-31; Leviticus 19:18; Matthew 7:12; Matthew 22:36-40; Romans 13:8-10; Galatians 5:14

The Bible has lots to say about how we should treat others. Let's spend some time thinking about who God wants his followers to love and how they are to love.

1. Read all the verses above. Loving our neighbours is obviously important to God. Who are our neighbours? How does God say that we should love them?
2. God wants us to love our neighbours like we love ourselves. What do you think he means by that?
3. What are some ways that you can live out God's commandment to love others as you love yourself?

### Pray

Spend some time praising God for his great love.

Thank Jesus that he shows us how to love others.


Ask God to remind you every day that he loves you, and now he wants you to love others.

Colour in:

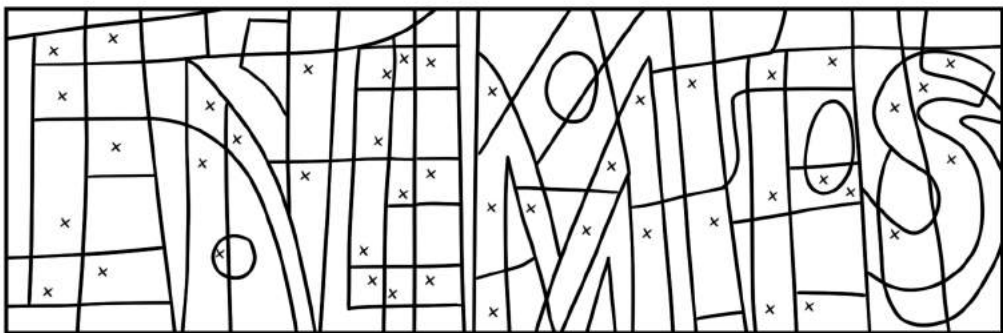


Ages 2-4



Help Scruff find his way to Cavendish  
to invite him to the party:



Colour in every shape marked with an X:





Help Scruff finish his party invitation for Cavendish by adding decorations and colour:

# PARTY! PARTY!

I'm having a big party for all my friends cause I'm a loving dog.

My party has choc-coated bones, games, ~~choc-coated~~ ~~puddy~~ cats, fun, choc-coated bones and more party stuff!

~~No cats allowed.~~

→  
This was to party!



Read Jesus teaching for yourself:

You have heard people say, "Love your neighbours and hate your enemies." But I tell you to love your enemies and pray for anyone who mistreats you. Then you will be acting like your Father in heaven. He makes the sun rise on both good and bad people. And he sends rain for the ones who do right and for the ones who do wrong. If you love only those people who love you, will God reward you for that? Even tax collectors love their friends. If you greet only your friends, what's so great about that? Don't even unbelievers do that? But you must always act like your Father in heaven.

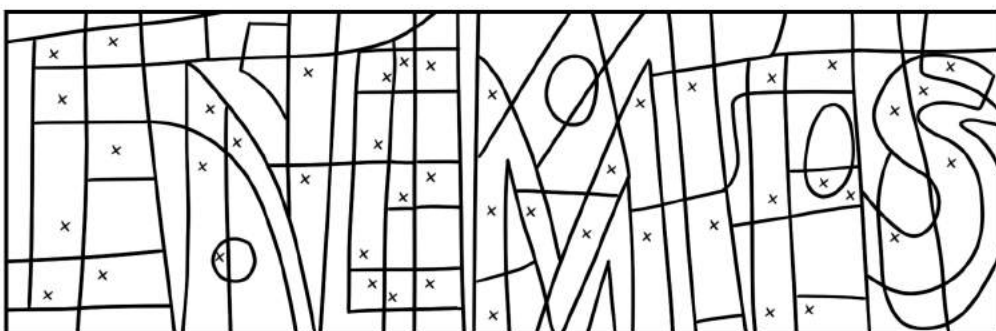


**Matthew 5:43-48**

How does Jesus say we should treat people who treat us badly?

How has God shown that he loves his enemies?

What is one way you can you show love to others?

Colour in every shape marked with an X:





## Find all these words from Matthew 5:43-48

G	A	N	F	L	R	S	V	X	U	Q	K	M	F	Q
L	I	G	E	I	W	Y	P	X	X	W	N	G	A	M
E	N	E	M	I	E	S	R	A	I	N	B	H	T	G
T	T	D	H	K	G	O	E	M	H	R	A	H	H	J
S	Z	Q	Q	M	W	H	P	R	A	Y	D	L	E	P
E	O	U	F	C	N	V	B	U	M	Z	P	F	R	G
H	K	T	Q	P	S	G	O	O	D	G	A	L	H	C
M	I	S	T	R	E	A	T	S	U	L	O	V	E	M
S	U	N	Y	Q	P	E	Y	F	L	R	E	H	J	A
Z	C	Y	Y	M	V	X	Y	A	H	I	S	E	L	J
A	C	T	I	N	G	L	F	Y	X	U	U	A	H	E
F	R	I	E	N	D	S	H	A	T	E	D	V	F	Z
W	R	O	N	G	A	G	C	F	Y	A	J	E	H	Q
I	Y	R	I	G	H	T	D	Q	W	Q	K	N	L	F
A	L	G	Z	U	Z	N	A	M	T	Z	E	V	P	K

Love  
Hate  
Enemies  
Neighbours

Mistreats  
Father  
Heaven  
Acting

Good  
Bad  
Rain  
Right

Friends  
Pray  
Sun  
Wrong

# Living God's Way



## Loving Your Enemies

### Craft & Game Ideas

#### Craft Ideas

##### 1. Loving Your Neighbour

###### You will need:

- "Do You Love Your Neighbour" template (see page below)
- Textas/pens/pencils

###### Instructions:

1. Using the template, write down people that you can show love to. Start in the centre of the circle (your immediate family) and work outwards.
2. Once you have written at least one name in each circle, brainstorm ways that you can show love to each 'neighbour'.
3. Stick your sheet somewhere in your house where you will see it everyday e.g. your bedroom or the kitchen as a reminder to pray for your 'neighbours'. Over time, see if you can put into action the things you have written down in order to love your neighbours as yourselves.

##### 2. Cookies

###### You will need:

- Basic Cookie Recipe
- Ingredients and equipment as per cookie recipe
- Love heart cookie cutter
- Decorations (icing/sprinkles etc)

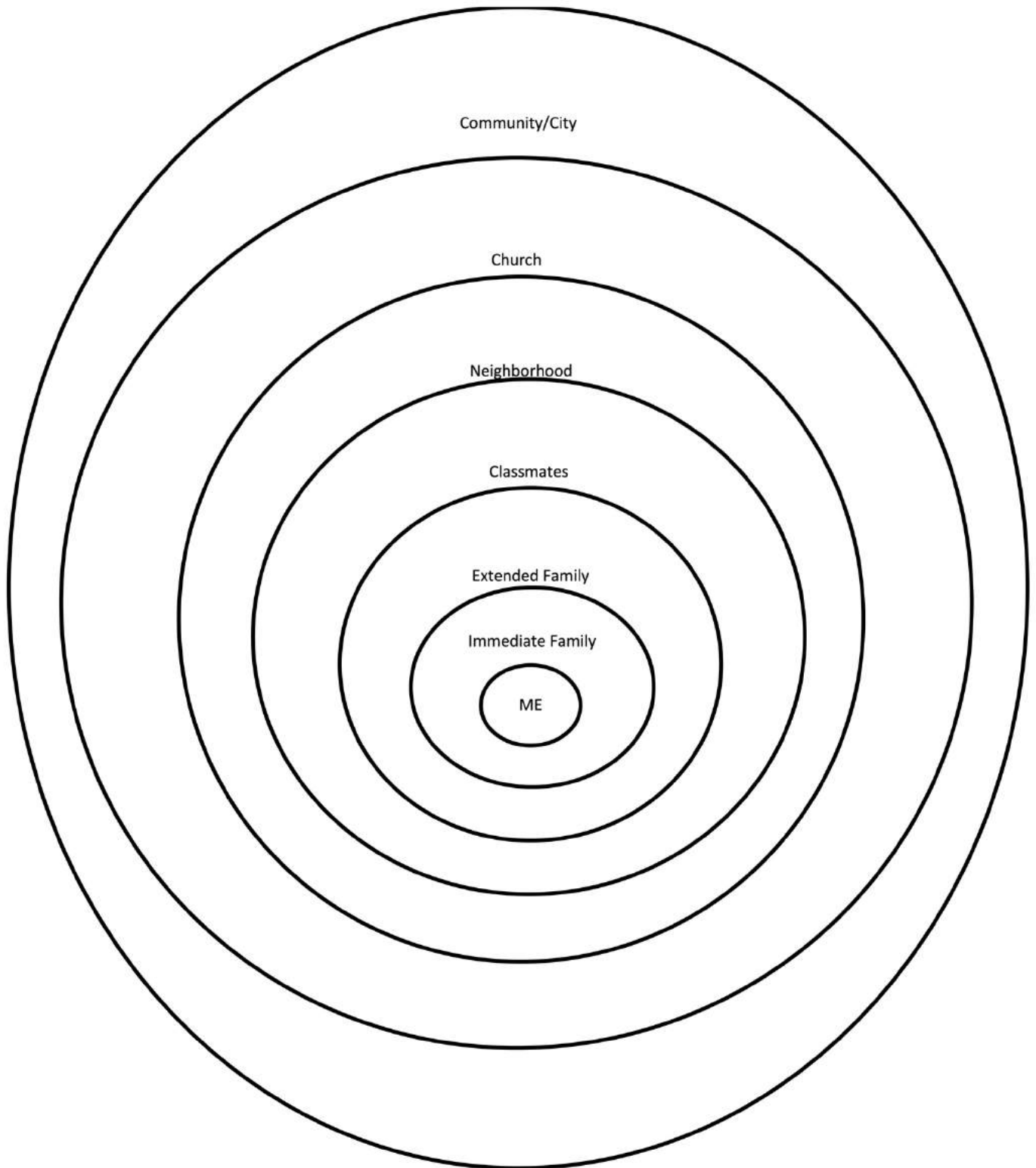
###### Instructions:

1. Follow the recipe for making cookie dough.
2. Cut out cookies with love heart cookie cutter & bake in oven as per recipe instructions.
3. Allow to cool then decorate as desired.
4. Deliver cookies to your neighbours.




# Do You Love Your Neighbor?

“You shall love your neighbor as yourself.” ~Matthew 22:39



# Living God's Way



## Loving Your Enemies

### Craft & Game Ideas

#### Game Ideas

##### 1. Love Your Friends and Enemies Basketball

###### You will need:

- 2 basketball hoops or equivalent e.g. a bucket, bin. 1 labelled 'friends', the other 'enemies'
- 2 balls

###### Instructions:

1. One by one, each person takes turns shooting 2 balls. They have to shoot one ball at the 'friends' hoop and one at the 'enemies' hoop.
2. If they get the ball in each basket, they get a point. If they get the ball in only 1 or neither, they get no points.
3. Explain that Jesus wants us to treat all people the same: those who are nice to them and those who are mean to them.

##### 2. Pin the Cross on the Heart

###### You will need:

- A large heart cut out of red cardboard
- A white cross cut out of cardboard for each child who is playing
- Blindfold

###### Instructions:

1. Stick the heart on a wall.
2. Take turns (blindfolded) trying to stick the cross onto the heart, to remember that Jesus showed his love for his enemies by dying on the cross so their sins could be forgiven, and they could be friends with God.