


# How to Use Quiz Worx Home Delivery



Quiz Worx exists to share Jesus with kids everywhere. Our usual method of doing this is through performing Biblically faithful, creative and fun live puppet shows. However, due to COVID-19, we are unable to do our live shows. Yet we are excited to present the Good News through **Quiz Worx Home Delivery** - *Bringing Clear Bible Teaching to You.*


Each week Quiz Worx releases a new Kids' Talk video which can be used as part of an online church service or family devotion time. Each kids' talk comes with Activity Sheets, Game/Craft ideas, Discussion Questions and 'Digging Deeper' Family Devotions to help you share Jesus with the kids in your church and family. We pray this will be a blessing and encouragement to many kids, families and churches.

## FOR CHURCHES:

Here are some suggestions for making the most of the 'Quiz Worx Home Delivery' material as part of an online church service:

1. Pray
2. Ensure the kids and parents in your church have access to the activity sheets and discussion questions. Feel free to offer these directly from your church website, attach them to an email to church families, print them out and deliver/post them, or encourage them to sign up themselves at [www.quizworx.com/HomeDelivery](http://www.quizworx.com/HomeDelivery)
3. Play the Kids' Talk video towards the start of your service, either by including in your live or pre-recorded service, or by sending families a link to watch on YouTube.
4. During the sermon/teaching time for the adults, parents can encourage kids to work on the activity sheets, and possibly craft (if they can work on this unsupervised).
5. After the sermon parents can lead a short discussion using the discussion questions provided. Then families can play the suggested games together in their household or with other families online (e.g. via Zoom) and get hands-on with the craft activity.
6. During the week, families can use the 'Digging Deeper' Family Devotions together to explore God's Word further at a time that suits them.
7. See more about permissions for churches here:  
<http://www.quizworx.com/qwhd-permissions/>

# How to Use Quiz Worx Home Delivery



## FOR FAMILIES:

Here are some suggestions for making the most of the 'Quiz Worx Home Delivery' material as a family:

1. Print off the Activity sheets, Game/Craft ideas and Discussion Questions & Family Bible Devotions ahead of time.
2. Pray together.
3. Play the Kids' Talk video – you can stream/download it directly from this google drive or watch it on YouTube link that is e-mailed to you each week.
4. CHOOSE YOUR OWN ADVENTURE: after watching the kids' talk, feel free to continue with any of the additional elements, in an order that works for you and your family.
5. Kids will enjoy the Activity Sheets which include colouring in, mazes, find-a-words and other fun activities. There is one provided for kids ages 2-4, 4-8 and for kids ages 9-12.
6. Parents can use the provided discussion questions to lead a short discussion any time after watching the kids' talk.
7. Playing games together or with other families online (e.g. via Zoom) and getting hands-on with the craft activity can help to reinforce the message of the talk (and should be a lot of fun too).
8. Families may choose to move right into the 'Digging Deeper' Family Devotions during this time or choose other times later in the week to explore God's Word further together (try and find a regular time that works with your family).
9. See more about permissions for families and individuals here:  
<http://www.quizworx.com/qwhd-permissions/>

# Living God's Way



In this 5 week series, Quiz Worx Home Delivery will be re-examining some of Jesus' teaching in his Sermon on the Mount. This memorable teaching block is full of wonderful, visual imagery as Jesus confronts his followers with the incredibly high standards that God expects his people to live by.

From start to finish, Jesus teaches that anyone who follows him will live differently to the people of the world. Our hope is that this series will encourage and equip you and your children to be able to read and understand Jesus' teaching in an even deeper way than ever before. And our hope is that you will want to live God's way.

Each week in our Kids' Talk video, Roz and Scruff will help explain how followers of Jesus can live God's way by exploring a particular aspect of Jesus' teaching. Each Kids' Talk video will have accompanying discussion questions for you to work through with your children.

We have also provided some further 'Digging Deeper' Family Devotions. These will help you and your family discover more of Jesus' teaching on how to live God's way.

# Living God's Way

## Being Humble

### Discussion Questions after 'Being Humble' Kid's Talk Video


In this week's Kids Talk video, Roz helps us to see that living God's Way means being humble. Rather than showing off when we are kind and loving to others, we are to be humble.

1. What does Scruff want everyone to know?
2. How does it make you feel when someone praises you for doing something good?
3. What does Jesus want his followers to do? How does he want us to do those things?

### Pray

Thank God that he is so kind to us.

Ask God to help you be kind and loving to others, not to win their praise, but because that's how we live God's Way.



# Digging Deeper

## Family Devotions



### How to use 'Digging Deeper' for the 'Living God's Way' series.

To help you through our 'Living God's Way' series, each week we will provide three devotions. We encourage you to read these passages with those in your household at a time that suits, and use the questions to guide you as you talk about and reflect on how followers of Jesus are to live God's way.

We looked at several different Bible translations when creating these questions. Feel free to use any version as you work through them as a family.

### Memory Verse Challenge

The Memory Verse for our 'Living God's Way' series is from Matthew 5:48. Join Larissa, Emma, and Chrissy to learn these words of Jesus' about how he wants his followers to live! You can find the memory verse video in the 'Living God's Way' folder on the Google Drive or you can watch it at: <https://youtu.be/xHC4K1hUOgU>

### Something to Remember

As we think about how Jesus wants his followers to live, keep asking:

- a) How is the way Jesus wants his followers to act, different to the way the world acts?
- b) The Bible tells us that Jesus lived God's way perfectly. How can we reflect Jesus?

### Devotion 1 – Read Daniel 4:1-37 (if you have younger kids, just read verses 28-37)

King Nebuchadnezzar lived a very long time ago. He was the greatest King that Babylon ever produced. He had heaps of servants. He built and restored much of Babylon. He sure was powerful and important! But he was also proud. King Nebuchadnezzar was so proud that he ignored God and thought he was better than God. Will the King's pride be his downfall?

1. Read verses 28-33. What happened to the King and why?
2. How does King Nebuchadnezzar respond to God in verses 34-35? What do you think he learnt about his pride?
3. How does God respond to the King after he repents of his pride?

### Pray

King Nebuchadnezzar is a great example of a proud person who repented. Thank God for changing the King's heart so that he could turn back to God. Spend some time thinking about your own heart. Do you need to ask God to humble you because you won't give him your life?

Ask God to help you be less proud and more humble each day.



# Digging Deeper



## Family Devotions

### **Devotion 2 – Read Philippians 2:1-11 (if you have younger kids, just read verses 3-8)**

Jesus is the King of Kings and deserved all honour and recognition. But he gave all of that up to become a servant. In this passage, Jesus teaches us what true humility looks like...

1. Read up to verse 4. What does being proud look like? What does being humble look like?
2. Read the rest of the passage. How does Jesus show us what true humility looks like?
3. Think about your own life and the relationships you have. How can you be humble like Jesus?

#### **Pray**

Thank God for the example of Jesus who showed us what true humility looks like by choosing to serve others rather than be served.

Ask God to forgive you for the times that you have been proud and thought of yourself as more important than someone else.

Ask God to help you love, serve and care about others more than yourself. Pray especially for those whom you find harder to love.

### **Devotion 3 – Read Matthew 6: 1-4**

In Matthew chapter 5, Jesus showed us that God wants his people to follow him not only with their behaviour but also with their hearts. In this passage, Jesus follows on from this to say that when we do good things, we must make sure we are doing them for God and not to show off to others.

1. In our day, just like in Jesus' day, there are people who do good and religious things, not because they love God, but because they want to look good in front of others. Spend some time talking about what this might look like (you can use real or made up examples).
2. What does God think about those who are proud and boastful about their good deeds?
3. How does Jesus say we should behave when we do good things like giving money to the needy? Why should we behave this way? (You can also look back at Matthew 5:16)

#### **Pray**

Ask God to help you to humbly care for people in need, because you want to honour and obey God.

Ask God to help to do good things with the right motives, so that he gets the glory.

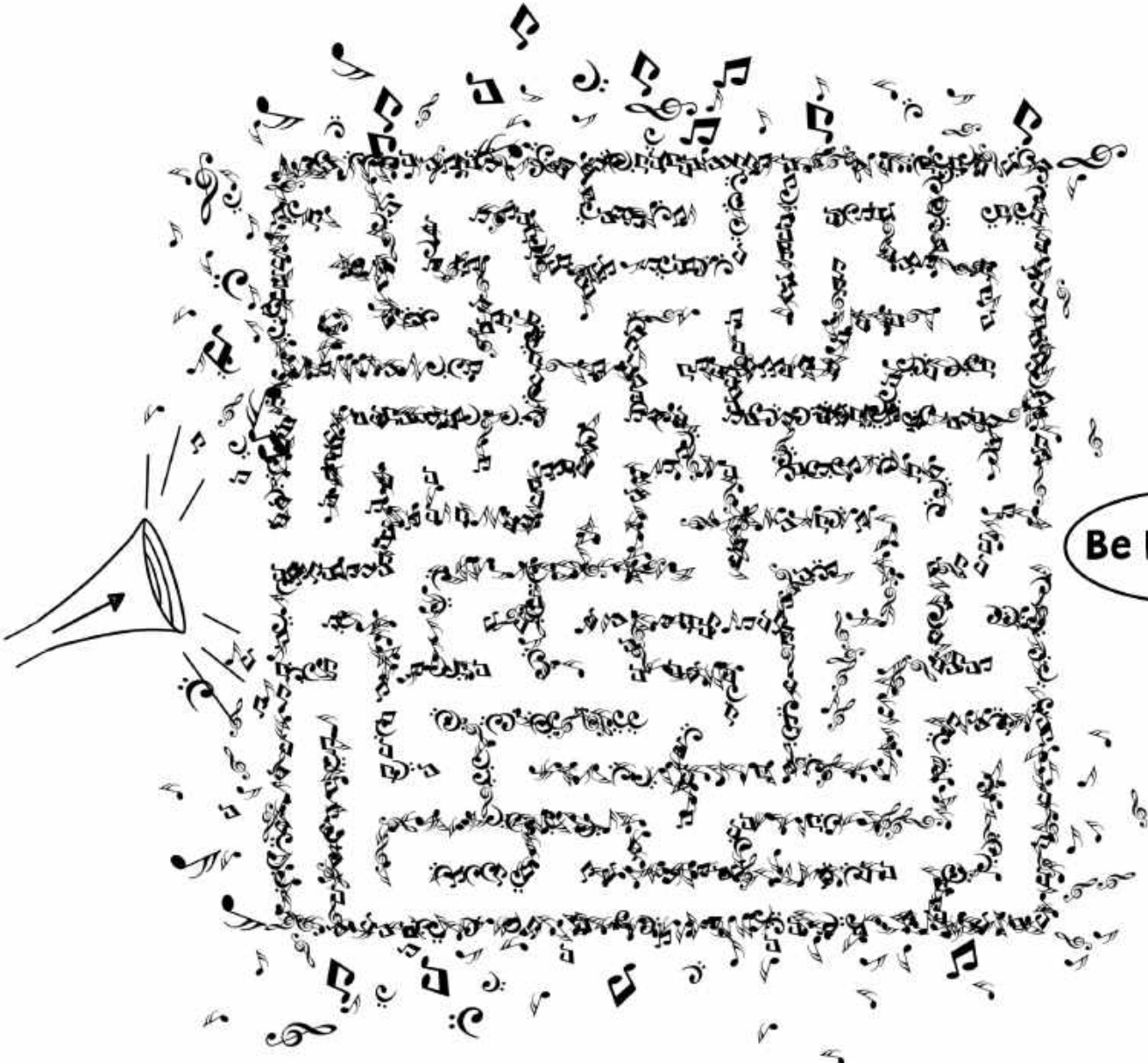

Pray for people in need, in your community and around the world (Open Doors and Compassion are good places to go to for this). Then think about how you as a family can help those people.

Colour in:



**“When you do  
good deeds, don’t  
try to show off”  
Matthew 6:1**

Colour in Scruff, then help him get through the maze to the way God wants us to live:

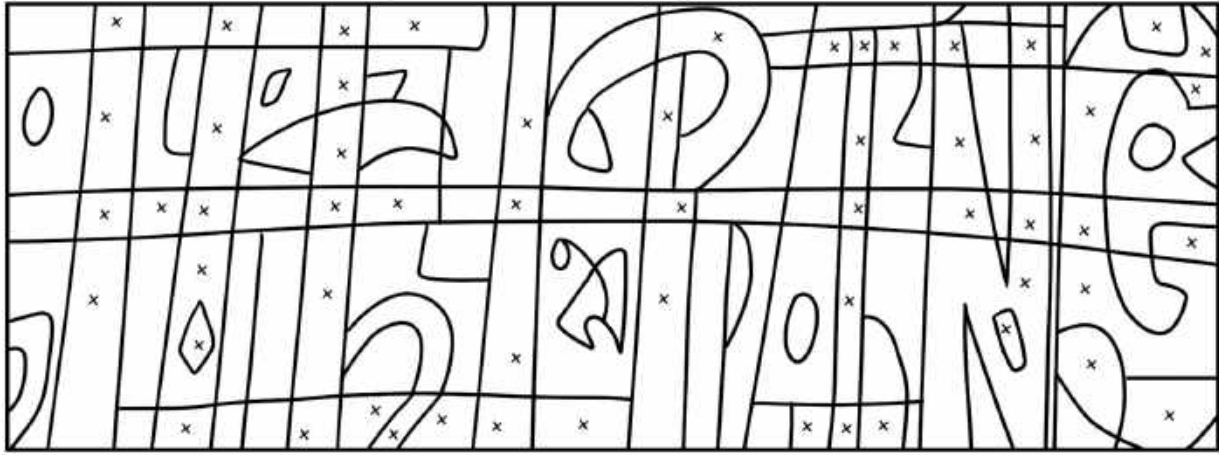


**Be Humble**




Colour in every shape marked with an X to see what Jesus teaches in Matthew 6:1-4.



**Living God's way means**



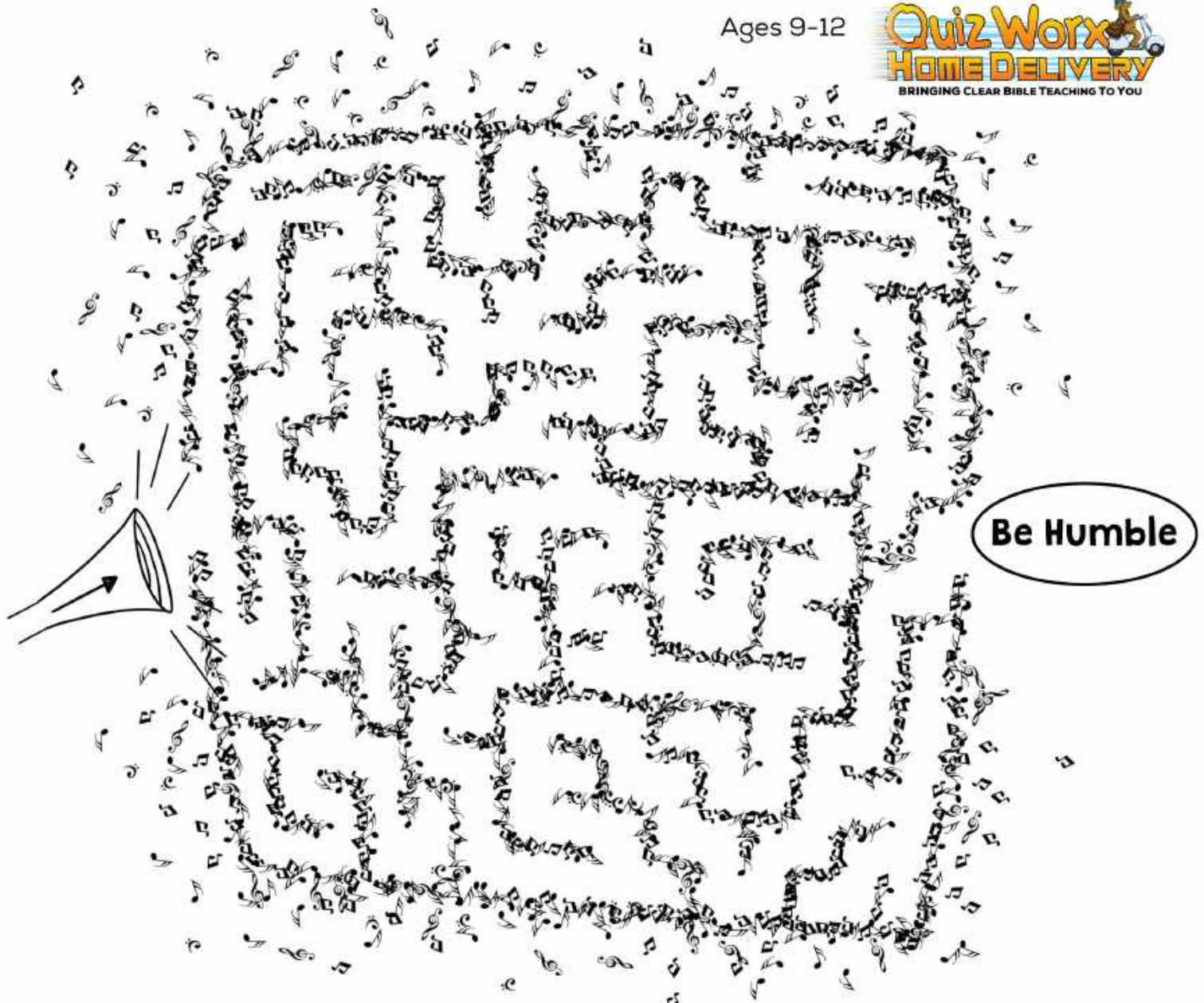
**and**




**other people. But do this**



**not so others praise you.**



Find your way through the maze then draw Scruff being humble and not blowing his own horn:





When you do        deeds, don't try to        off. If you do, you won't get a       

*odog* *sowh* *redwra*

When you eigv to the ropo, don't blow a loud nrho. That's what show-offs do in the

meeting places and on the reestt corners, because they are laways looking

for prisoners. I can assure you that they already have their warden.

When you \_\_\_\_\_ to the \_\_\_\_\_, don't let anyone \_\_\_\_\_ about it. Then your gift will be

*veiq                  roop                  wokn*

given in           . Your Father knows what is done in secret, and he will            you.

*trees* *redraw*

H	O	A	L	W	A	Y	S	D	R
E	P	R	A	I	S	E	S	S	P
A	R	E	W	A	R	D	G	S	S
V	K	N	O	W	H	Y	D	E	X
E	Z	S	T	R	E	E	T	C	K
N	G	Y	F	A	T	H	E	R	A
N	C	I	H	O	R	N	Z	E	N
R	X	W	V	P	O	O	R	T	G
S	H	O	W	E	G	O	O	D	G
Z	C	D	K	C	Q	Z	G	K	H

# Living God's Way



## Being Humble

### Craft & Game Ideas

#### Craft Ideas

##### 1. Pride Verses Humility

###### You will need:

- Butcher Paper or cardboard
- Crayons/pencils/textas

###### Instructions:

Encourage your children to draw characters that represent 'Pride' and 'Humility'. For example, the proud character might have a big head, a small heart, and short arms because he never helps anyone but himself. The humble character might have a big heart, big ears (for listening to others' needs/concerns) and long arms for helping lots of people

##### 2. Serving Others


This is actually an activity!

As a family, think about ways that you can demonstrate humility to others, then put that into practise to help your children experience putting others before themselves! Here are some suggestions:

- Working at a homeless shelter to serve food to patrons.
- Stocking a food pantry with food items to give to those in need.
- Get your kids to take inventory of their own clothes or toys to find items they could donate to a shelter.
- Write a letter to someone in your church who may be lonely or isolated at the moment.
- Create a 'Thank You' card for someone they know who works hard for them (e.g. a school teacher, school cleaner, librarian, Kids Church leader).



# Living God's Way



## Being Humble

### Craft & Game Ideas

#### Game Ideas

##### 1. Role Play

###### Instructions:

1. Brainstorm a series of scenarios where kids can choose to be boastful or humble, such as winning a game, getting full marks on a test or giving someone a gift.
2. Take turns acting out a boastful response and a humble response to each scenario. For example, a child could pretend to brag about winning the game to demonstrate boastful behaviour and say "good game" to the other players to demonstrate humility.
3. When you have finished the game, talk about how everyone involved would feel for each scenario to emphasize why choosing to be humble is the better option.

##### 2. Humility Hopscotch

###### You will need:

- Thick chalk, in assorted colours
- A sidewalk/pavement to write on
- Cardboard (if you choose to write on it instead of the sidewalk)

###### Instructions:

1. Using thick chalk, write the letters H-U-M-I-L-I-T-Y on the sidewalk/pavement. Each letter should be in its own box (like hopscotch). Kids can come up with their own "hopscotch" pattern

(NOTE- instead of using chalk, you could do this by writing each letter on a piece of cardboard, then setting up in a 'hopscotch' pattern inside)

2. Take turns playing 'Humility Hopscotch' - each child throws a rock- which ever letter it lands on, they hop over that letter (not on it).