


How to Use Quiz Worx Home Delivery



Quiz Worx exists to share Jesus with kids everywhere. Our usual method of doing this is through performing Biblically faithful, creative and fun live puppet shows. However, due to COVID-19, we are unable to do our live shows. Yet we are excited to present the Good News through **Quiz Worx Home Delivery** - *Bringing Clear Bible Teaching to You*.


Each week Quiz Worx releases a new Kids' Talk video which can be used as part of an online church service or family devotion time. Each kids' talk comes with Activity Sheets, Game/Craft ideas, Discussion Questions and 'Digging Deeper' Family Devotions to help you share Jesus with the kids in your church and family. We pray this will be a blessing and encouragement to many kids, families and churches.

FOR CHURCHES:

Here are some suggestions for making the most of the 'Quiz Worx Home Delivery' material as part of an online church service:

1. Pray
2. Ensure the kids and parents in your church have access to the activity sheets and discussion questions. Feel free to offer these directly from your church website, attach them to an email to church families, print them out and deliver/post them, or encourage them to sign up themselves at www.quizworx.com/HomeDelivery
3. Play the Kids' Talk video towards the start of your service, either by including in your live or pre-recorded service, or by sending families a link to watch on YouTube.
4. During the sermon/teaching time for the adults, parents can encourage kids to work on the activity sheets, and possibly craft (if they can work on this unsupervised).
5. After the sermon parents can lead a short discussion using the discussion questions provided. Then families can play the suggested games together in their household or with other families online (e.g. via Zoom) and get hands-on with the craft activity.
6. During the week, families can use the 'Digging Deeper' Family Devotions together to explore God's Word further at a time that suits them.
7. See more about permissions for churches here:
<http://www.quizworx.com/qwhd-permissions/>

How to Use Quiz Worx Home Delivery




FOR FAMILIES:

Here are some suggestions for making the most of the 'Quiz Worx Home Delivery' material as a family:

1. Print off the Activity sheets, Game/Craft ideas and Discussion Questions & Family Bible Devotions ahead of time.
2. Pray together.
3. Play the Kids' Talk video – you can stream/download it directly from this google drive or watch it on YouTube link that is e-mailed to you each week.
4. CHOOSE YOUR OWN ADVENTURE: after watching the kids' talk, feel free to continue with any of the additional elements, in an order that works for you and your family.
5. Kids will enjoy the Activity Sheets which include colouring in, mazes, find-a-words and other fun activities. There is one provided for kids ages 2-4, 4-8 and for kids ages 9-12.
6. Parents can use the provided discussion questions to lead a short discussion any time after watching the kids' talk.
7. Playing games together or with other families online (e.g. via Zoom) and getting hands-on with the craft activity can help to reinforce the message of the talk (and should be a lot of fun too).
8. Families may choose to move right into the 'Digging Deeper' Family Devotions during this time or choose other times later in the week to explore God's Word further together (try and find a regular time that works with your family).
9. See more about permissions for families and individuals here:
<http://www.quizworx.com/qwhd-permissions/>

Living God's Way



In this 5 week series, Quiz Worx Home Delivery will be re-examining some of Jesus' teaching in his Sermon on the Mount. This memorable teaching block is full of wonderful, visual imagery as Jesus confronts his followers with the incredibly high standards that God expects his people to live by.

From start to finish, Jesus teaches that anyone who follows him will live differently to the people of the world. Our hope is that this series will encourage and equip you and your children to be able to read and understand Jesus' teaching in an even deeper way than ever before. And our hope is that you will want to live God's way.

Each week in our Kids' Talk video, Roz and Scruff will help explain how followers of Jesus can live God's way by exploring a particular aspect of Jesus' teaching. Each Kids' Talk video will have accompanying discussion questions for you to work through with your children.

We have also provided some further 'Digging Deeper' Family Devotions. These will help you and your family discover more of Jesus' teaching on how to live God's way.

Living God's Way

Storing Up Treasures

Discussion Questions after 'Storing Up Treasures' Video


In the first of our 'Living God's Way' Kids' Talk videos, we see Scruff trying to protect his choc coated bones collection. It's his greatest treasure! But Roz reminds Scruff and us, that the only treasure that lasts forever is treasure in heaven!

1. What was Scruff trying to do with his bones?
2. What does the Bible say could happen to our toys, clothes and other earthly "treasures"? Will they last forever?
3. What does it look like to store up treasure in heaven? How long will our treasure in heaven last for?

Pray


Thank God for the good things he has given you. Pray that you will love Jesus more than anything else.

Give thanks that our treasure in heaven lasts forever and can never rot or fade away.



Digging Deeper

Family Devotions



How to use 'Digging Deeper' for the 'Living God's Way' series.

To help you through our 'Living God's Way' series, each week we will provide three devotions. We encourage you to read these passages with those in your household at a time that suits, and use the questions to guide you as you talk about and reflect on how followers of Jesus are to live God's way.

We looked at several different Bible translations when creating these questions. Feel free to use any version as you work through them as a family.

Memory Verse Challenge

The Memory Verse for our 'Living God's Way' series is from Matthew 5:48. Join Larissa, Emma, and Chrissy to learn these words of Jesus' about how he wants his followers to live! You can find the memory verse video in the 'Living God's Way' folder on the Google Drive or you can watch it at: <https://youtu.be/YaBXagyNuGU>

Something to Remember

As we think about how Jesus wants his followers to live, keep asking:

- a) How is the way Jesus wants his followers to act, different to the way the world acts?
- b) The Bible tells us that Jesus lived God's way perfectly. How can we reflect Jesus?

Devotion 1 – Read Matthew 6: 19-21

In this part of his Sermon on the Mount, Jesus commands his followers to store up heavenly treasure, not earth treasure. Let's find out why...

1. What are some of your favourite toys? How do you feel when they break?
2. It's ok to enjoy our toys and other good things. But what do you think it might look like to love our things more than we love Jesus?
3. Read verse 21. Are you making other things more important than Jesus? What can you do to love Jesus more than anything else?

Pray

Give thanks that we can enjoy good things like our toys and food and clothes.

Thank God that we have something even better to look forward to: life forever with Jesus.

Digging Deeper

Family Devotions

Devotion 2 – Read Luke 18: 18-25

In this passage Jesus talks to a man who is very rich. This man thinks he's lived a good life, followed God's rules and done lots of good things. But Jesus reveals that he is storing up treasure on earth, not treasure in heaven.

1. What did Jesus ask the rich man to do? How did the rich man react to what Jesus asked?
2. Why do you think the rich man found this hard to do? What was Jesus saying his reward would be?
3. Money is another 'treasure' we can hang onto and try to store up for ourselves. How can you make sure that your money doesn't become more important than Jesus?

Pray

Give thanks for the money we have to buy food and other things we need.

Pray that you will remember that Jesus is more important than wanting more money.

Devotion 3 – Read 2 Corinthians 8: 1-5

The apostle Paul (who wrote this letter) is telling the people in the Corinthian church about the generosity of another church. These believers understand what it means to serve Jesus with their money and possessions and not to keep it all to themselves.

1. Do you find it easy to share your things?
2. How does Paul describe their generous actions?
3. Were these believers storing up treasure for themselves or treasure in heaven? How can you tell the difference?

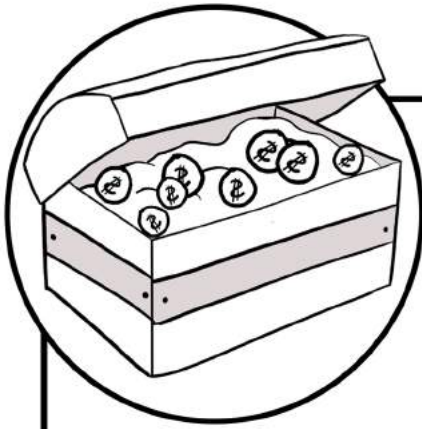
Pray

Give thanks that you can use your money or things, whether you have a lot or only a little, to serve other people because of Jesus.

Pray that you will think of different ways to be generous to others with what you have.

Colour in Scruff:



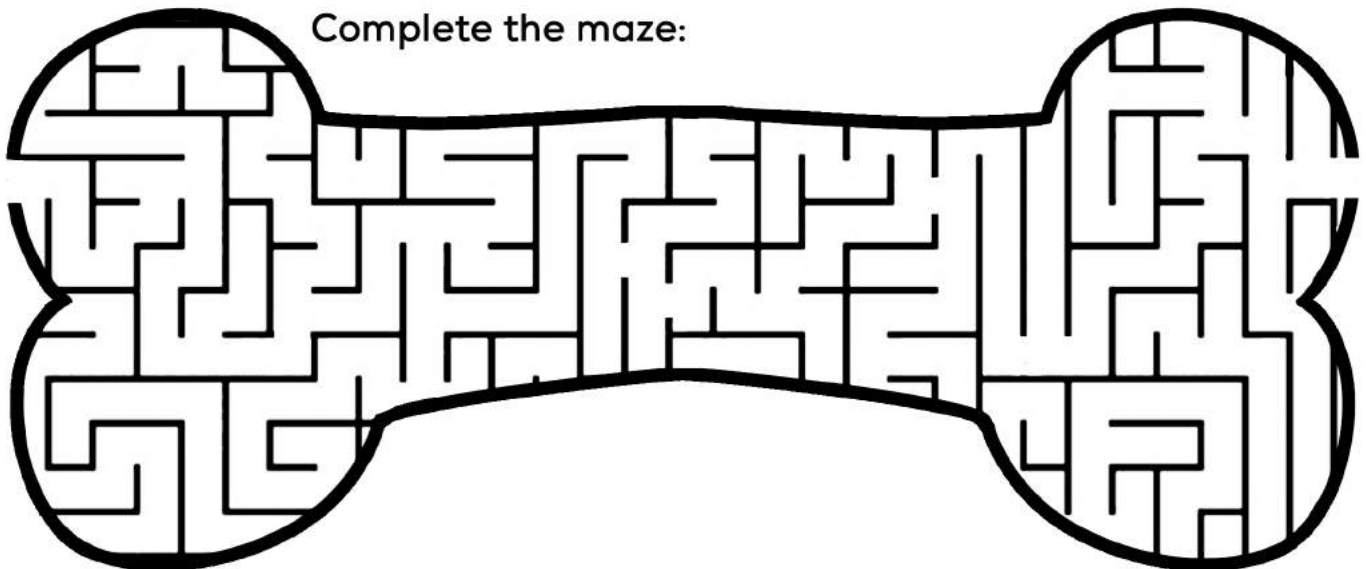


Draw something you treasure:

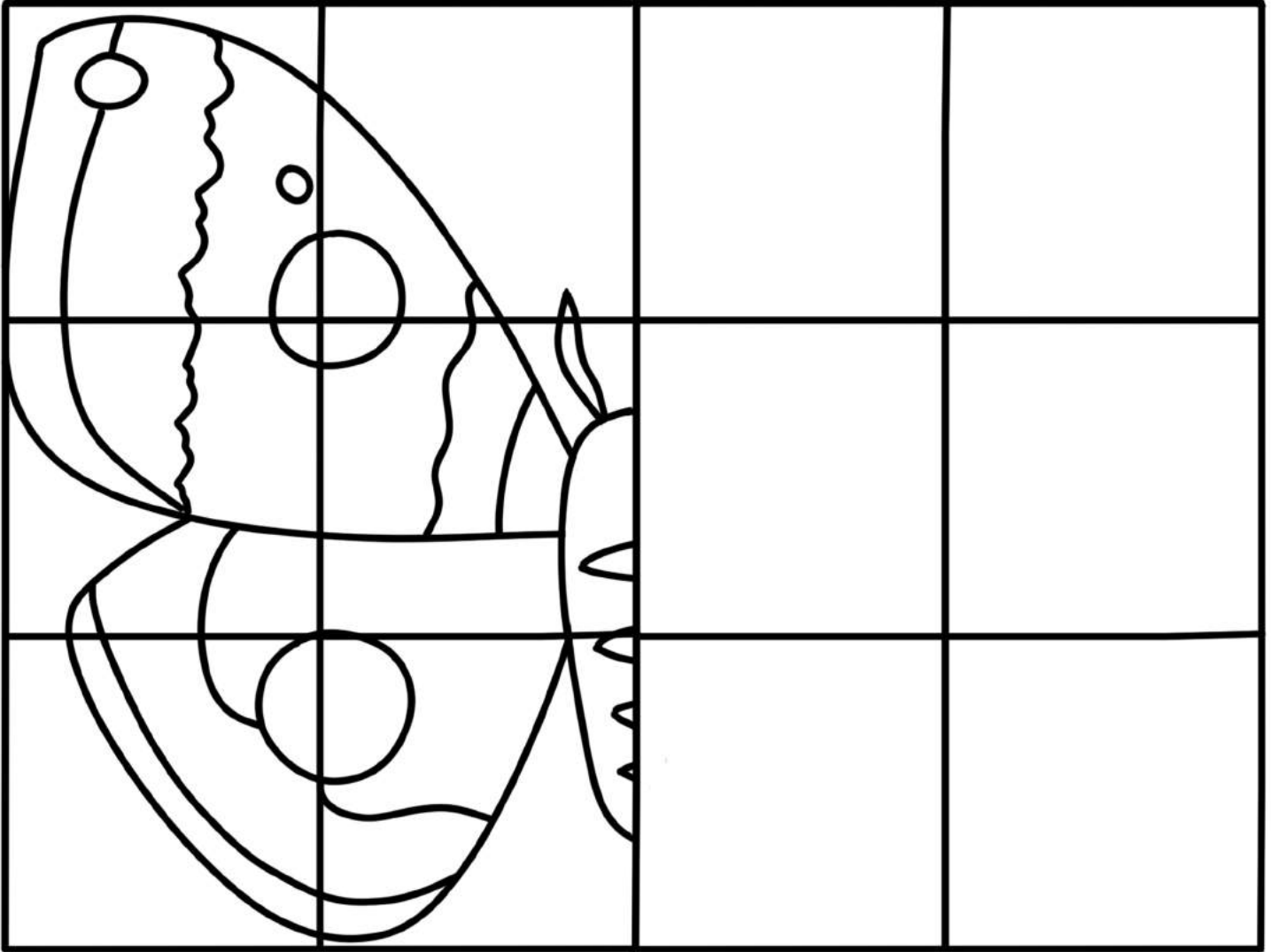


**Do not store your
treasure on Earth.**

Complete the maze:

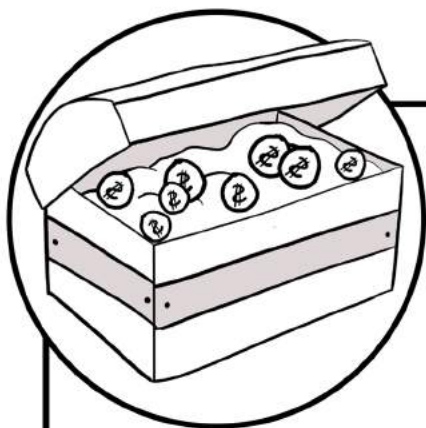


Complete the moth:



How many holes has the moth put in the shirt?



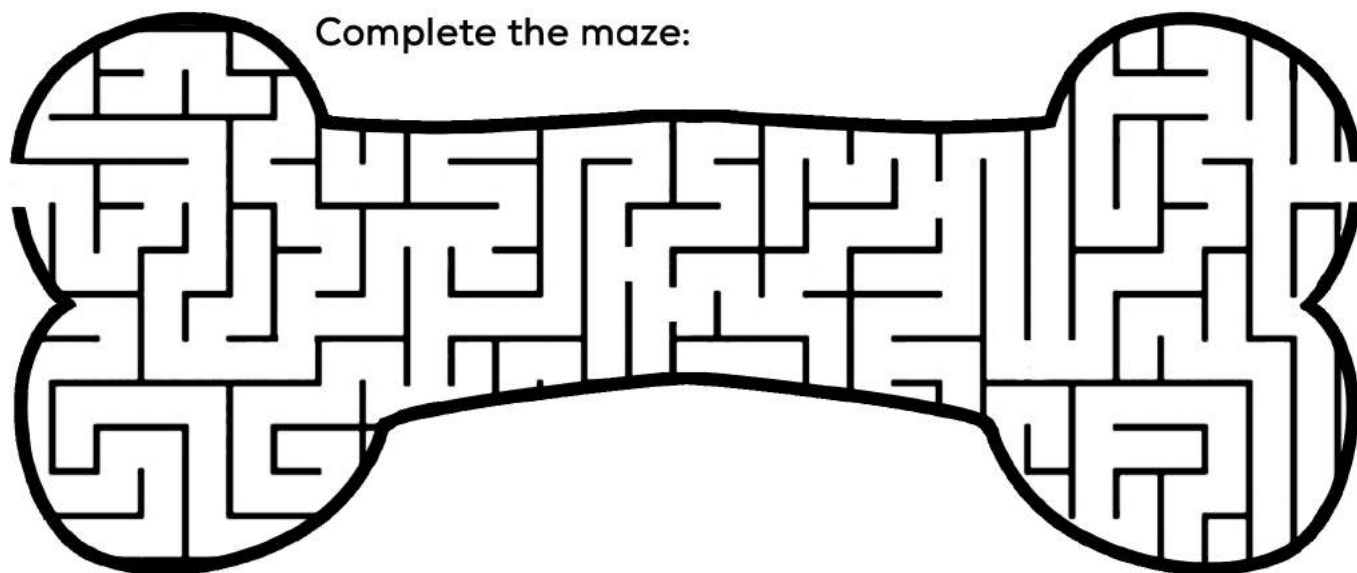


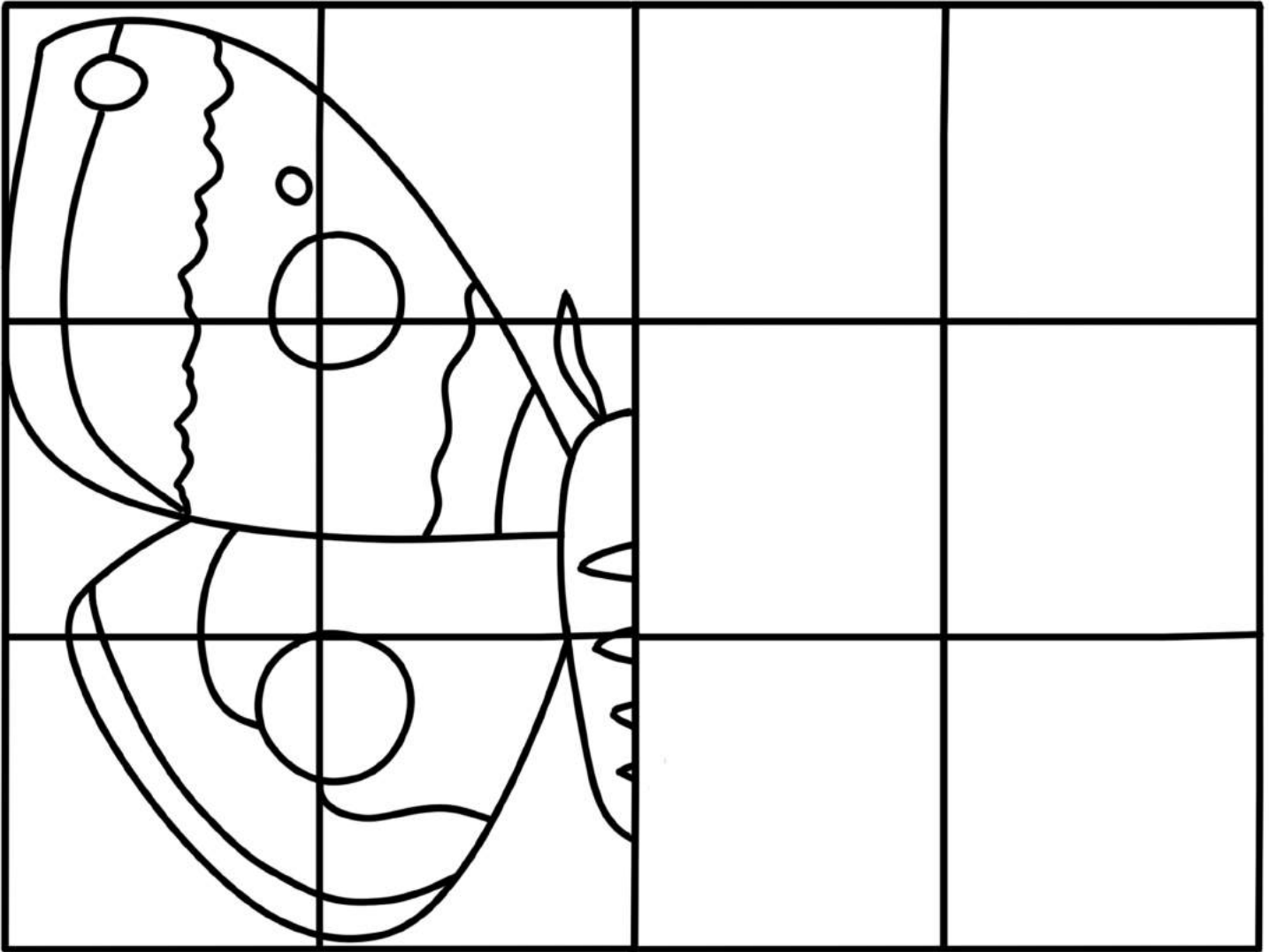
Draw something you treasure:



**Do not store your
treasure on Earth.**

Complete the maze:





Store up your _____ in _____,
 where _____ and rust can't _____
 them, and _____ can't break in
 and _____ them.

tesuserar hveena
 mtohs dtsoeyr
 tiehevs
 selta

Your heart will
 always be where
 your treasure is.

Living God's Way

Storing Up Treasures

Craft & Game Ideas

Craft Ideas

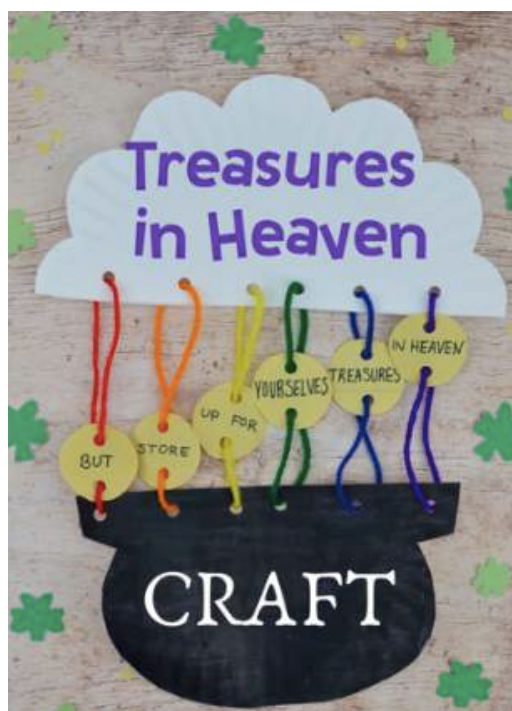
1. Treasures in Heaven Wall Hanging


You will need:

- All pieces of the template (see page below)
- Coloured yarn/string
- Glitter or sparkly stickers
- Cotton wool for cloud
- Glue
- Coloured pencils/crayons/pens
- Hole punch or something to punch small hole on treasure chest and base of cloud

Instructions:

1. Colour/decorate the pieces of the hanger.
2. Evenly punch 6 holes at the top of the treasure chest and 6 holes at the base of the cloud.
3. Thread the word circles with the string and then thread them through the treasure chest and then the base of the cloud (see example below).





BUT

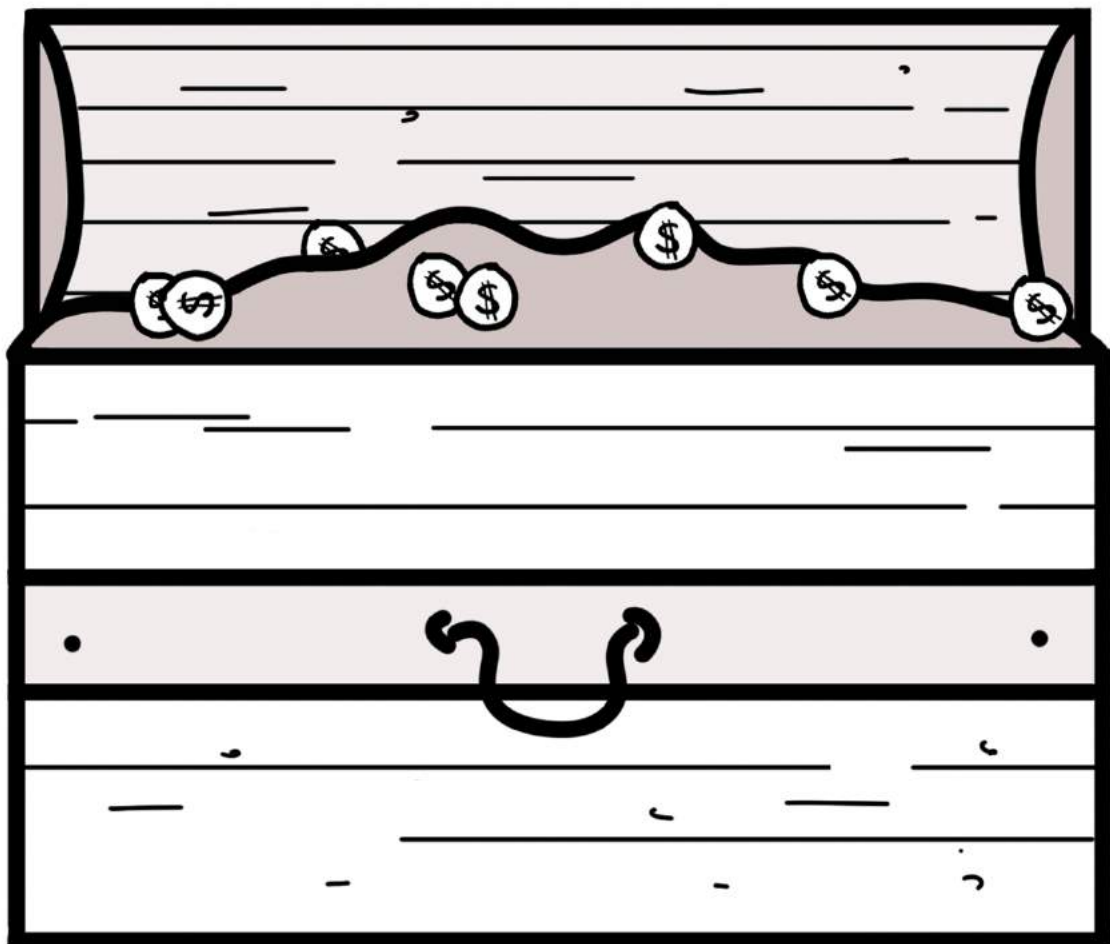
STORE

UP FOR

YOURSELVES

TREASURES

IN HEAVEN



Living God's Way

Storing Up Treasures

Craft & Game Ideas

Craft Ideas

2. Bookmark




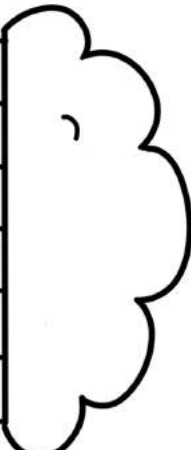


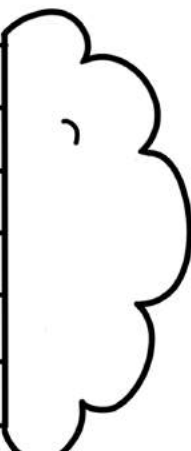


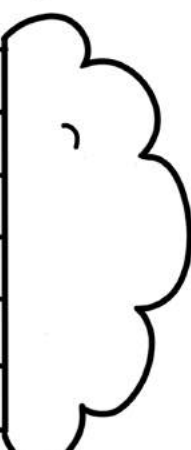


You will need:

- Printout of bookmark template (see page below)
- Different coloured paper to collage the stripes going from the pot
- Cotton wool for cloud
- Glitter for gold in pot
- Coloured pencils/pens/crayons
- Glue


Instructions:

1. Cut out bookmark and decorate with coloured paper, pens and cotton wool.
2. Add glitter to the pot of gold (see example below).



			<p>But store up for yourselves treasures in heaven</p>
			<p>But store up for yourselves treasures in heaven</p>
			<p>But store up for yourselves treasures in heaven</p>
			<p>But store up for yourselves treasures in heaven</p>

Living God's Way



Storing Up Treasures

Craft & Game Ideas

Game Ideas

1. Treasure Hunt

To Play:

1. Each player 'needs a treasure'. This can be any object that is special to them.
2. Choose an area to play in e.g. the living room, part of the backyard/cubby house.
3. Hide object somewhere in the 'play zone'.
4. Players try to find the object. The person who has hidden the object can only say "HOT" if the player is getting close to the object, or "COLD" if the player is getting further away from the object.
5. Play until the object is found.
6. Next person can then hide their object and repeat the steps above.

2. Photo Treasure Hunt

You will need:

- Something that can take photos e.g. phone or camera
- "Treasure in Heaven" written on a piece of paper – one per player, with enough space between letters so each player can tick off the letter when they have taken a picture of something starting with each letter.

Instructions:

1. Each player or team takes a picture of something in your house and/or yard that begins with each letter of the phrase "Treasure in Heaven".
E.g. T = tree, R = rice, E = eggs etc.
2. Once all pictures have been taken, come back together and see what others took pictures of. See who can be the most creative!