


How to Use Quiz Worx Home Delivery



Quiz Worx exists to share Jesus with kids everywhere. Our usual method of doing this is through performing Biblically faithful, creative and fun live puppet shows. However, due to COVID-19, we are unable to do our live shows. Yet we are excited to present the Good News through **Quiz Worx Home Delivery** - *Bringing Clear Bible Teaching to You.*


Each week Quiz Worx releases a new Kids' Talk video which can be used as part of an online church service or family devotion time. Each kids' talk comes with Activity Sheets, Game/Craft ideas, Discussion Questions and 'Digging Deeper' Family Devotions to help you share Jesus with the kids in your church and family. We pray this will be a blessing and encouragement to many kids, families and churches.

FOR CHURCHES:

Here are some suggestions for making the most of the 'Quiz Worx Home Delivery' material as part of an online church service:

1. Pray
2. Ensure the kids and parents in your church have access to the activity sheets and discussion questions. Feel free to offer these directly from your church website, attach them to an email to church families, print them out and deliver/post them, or encourage them to sign up themselves at www.quizworx.com/HomeDelivery
3. Play the Kids' Talk video towards the start of your service, either by including in your live or pre-recorded service, or by sending families a link to watch on YouTube.
4. During the sermon/teaching time for the adults, parents can encourage kids to work on the activity sheets, and possibly craft (if they can work on this unsupervised).
5. After the sermon parents can lead a short discussion using the discussion questions provided. Then families can play the suggested games together in their household or with other families online (e.g. via Zoom) and get hands-on with the craft activity.
6. During the week, families can use the 'Digging Deeper' Family Devotions together to explore God's Word further at a time that suits them.
7. See more about permissions for churches here:
<http://www.quizworx.com/qwhd-permissions/>

How to Use Quiz Worx Home Delivery



FOR FAMILIES:

Here are some suggestions for making the most of the 'Quiz Worx Home Delivery' material as a family:

1. Print off the Activity sheets, Game/Craft ideas and Discussion Questions & Family Bible Devotions ahead of time.
2. Pray together.
3. Play the Kids' Talk video – you can stream/download it directly from this google drive or watch it on YouTube link that is e-mailed to you each week.
4. CHOOSE YOUR OWN ADVENTURE: after watching the kids' talk, feel free to continue with any of the additional elements, in an order that works for you and your family.
5. Kids will enjoy the Activity Sheets which include colouring in, mazes, find-a-words and other fun activities. There is one provided for kids ages 2-4, 4-8 and for kids ages 9-12.
6. Parents can use the provided discussion questions to lead a short discussion any time after watching the kids' talk.
7. Playing games together or with other families online (e.g. via Zoom) and getting hands-on with the craft activity can help to reinforce the message of the talk (and should be a lot of fun too).
8. Families may choose to move right into the 'Digging Deeper' Family Devotions during this time or choose other times later in the week to explore God's Word further together (try and find a regular time that works with your family).
9. See more about permissions for families and individuals here:
<http://www.quizworx.com/qwhd-permissions/>

JESUS AND THE PEOPLE HE MET...

In this 7-part series, Quiz Worx Home Delivery will follow Jesus as he meets different people throughout the gospels. As we meet these different people, we will see how Jesus relates to them and learn how people are to relate to Jesus.

The Bible shows us that Jesus came to show people the way to know God and have eternal life with him. Through our weekly Kids' Talk videos, we will see that Jesus wants all kinds of people, no matter who they are, where they come from or what they have done, to trust him and become part of God's Kingdom forever. Each Kids' Talk video has accompanying discussion questions for you to work through with your children.

We have also provided some further 'Digging Deeper' family devotions. These will help you and your family discover more about who Jesus is and what it means to know him and relate to him.

As we look at the people Jesus met when he lived here on earth, our hope and prayer is that you will be encouraged to trust Jesus and tell others to trust Jesus too. We have worked hard to make this 7 week series engaging and appealing to both Christians and non-Christians. Therefore, we hope and pray you can use these Kids' talks to introduce your friends and family to Jesus.



JESUS AND THE PEOPLE HE MET...

Jesus and the Lost Man

Discussion Questions after Jesus & The Lost Man Video

In the video we saw Reg looking for Jazz because he thought she was lost in her very messy room! We also heard about Zacchaeus who was lost for a different reason. He was lost because he was a greedy good-for-nothing tax collector. But when Jesus saw Zacchaeus in the tree, he went to his house and ate with him.....

1. Why do you think the people grumbled about Jesus hanging out with someone like Zacchaeus?
2. Even though Zacchaeus was like this, why did Jesus want to go to his house?
3. How do you feel knowing that Jesus loves everyone, including people like Zacchaeus?

If you have been invited to watch this video with a friend, maybe you have some questions about who Jesus is and what he is like. Make sure you ask your questions to the friend you are watching this video with.

Pray

Give thanks that Jesus came to seek and save those who are lost.


Pray that God will help you always remember that Jesus loves every one of us, no matter who you are or what you have done.

If watching with a friend, ask God to help you find out more about Jesus and how you, like Zacchaeus, can become friends with Jesus too.



Digging Deeper

Family Devotions



How to use 'Digging Deeper' for the 'Jesus and' series.

To help you through our 'Jesus and..' series, each week we will provide three devotions. We encourage you to read these passages with those in your household at a time that suits, and use the questions to guide you as you talk about and reflect on how Jesus related to the people he met and how we are to relate to Jesus.

We looked at several different Bible translations when creating these questions. Feel free to use any version as you work through them with your family.

Memory Verse Challenge

Jesus said: "Let the little children come to me!" Join in with the Quiz Worx humans and puppets as they sing and dance to Jesus' words in the Book of Mark, and be reminded that Jesus LOVES kids and wants kids to be part of God's Kingdom forever. You can find the memory verse video in the 'Jesus and Kids' google drive folder or you can watch it on YouTube at:

<https://youtu.be/sAAD2BZlhVw>

Something to Remember

As we look at how Jesus related to the people he met in the gospels, we will see that Jesus wants all people to know him, trust him and be part of God's Kingdom forever.

As you look at each passage, keep asking:

- a) What do we learn about who Jesus is and what he is like?
- b) What do we learn about how people are to relate to Jesus?
- c) Who can I tell about Jesus?

Devotion 1 – Read Luke 19: 1-10

Just as we saw in the video, here we read about Zacchaeus meeting Jesus and how meeting Jesus changed Zacchaeus' life...

1. What does this passage say about what Zacchaeus was like before he met Jesus?
2. What did Zacchaeus do to show that he had been changed by Jesus?
3. Jesus came to seek and save lost people like Zacchaeus, and when he does, Jesus changes them. Has your life changed because of Jesus? If so, how?

Pray

Thank God that Jesus can save us and change us.

If you still need your heart to be changed by Jesus, you can ask Jesus to do that right now.

Pray for Jesus' help in our own lives to change the things we need to change in order to live his way.

Digging Deeper

Family Devotions



Devotion 2 – Read Luke 15: 1-10 (for those with younger children, just read v1-7)

In this passage we read about what happens after a shepherd loses one sheep out of his flock of a hundred. Likewise in v8-10 we read about a woman who loses a coin in her house. But after much searching for them, they find what they are looking for...

1. What does the shepherd do when he finds out one of his sheep is lost?
2. What does this tell us about what the shepherd is like?
3. What happens after the shepherd and the woman find what they are looking for? Why do they do this?
4. Read v7 (and v10) again. Jesus tells us about the lost sheep (and coin) to teach us about 'lost' people who turn back to Jesus and are saved. How does Jesus feel when people turn back to him?

Pray

Thank God that Jesus wants to seek and find us when we are lost in our sin.

Praise God for the joyful celebration we can share when someone turns to Jesus and follows him.

Pray for someone you know who is 'lost' and needs Jesus. Ask God to give you the opportunity to invite them to watch Quiz Worx Home Delivery with you, and that they will say yes!

Devotion 3 – Read 1 Timothy 1: 12-17 (for those with younger children, just read v5-16)

So far this week we have heard about how Jesus seeks and saves the lost. We've heard about how Jesus changed Zacchaeus' life, and the celebration in heaven when someone turns back to Jesus. People who come to know Jesus and are saved by Jesus are changed by Jesus. Here we read about how God worked in Paul's life to change him. If Jesus can change Paul, he can change anyone!

1. What do we find out here about what Paul's life was like before he met Jesus?
2. List all the things God did for Paul?
3. Did Paul deserve what God did for him? Why/why not?
4. Read v17. Why is this a good response for what Jesus has done for us?

Pray

Give thanks and praise to our great and awesome God for his love and grace by saving us.

Thank God that he can save and change anyone, whoever we are and whatever we've done.

Who do you know that needs to find out about Jesus' love for them? Pray for them and don't forget to invite them to watch Quiz Worx Home Delivery with you.

Colour in the picture of Zac;

Ages 2-4

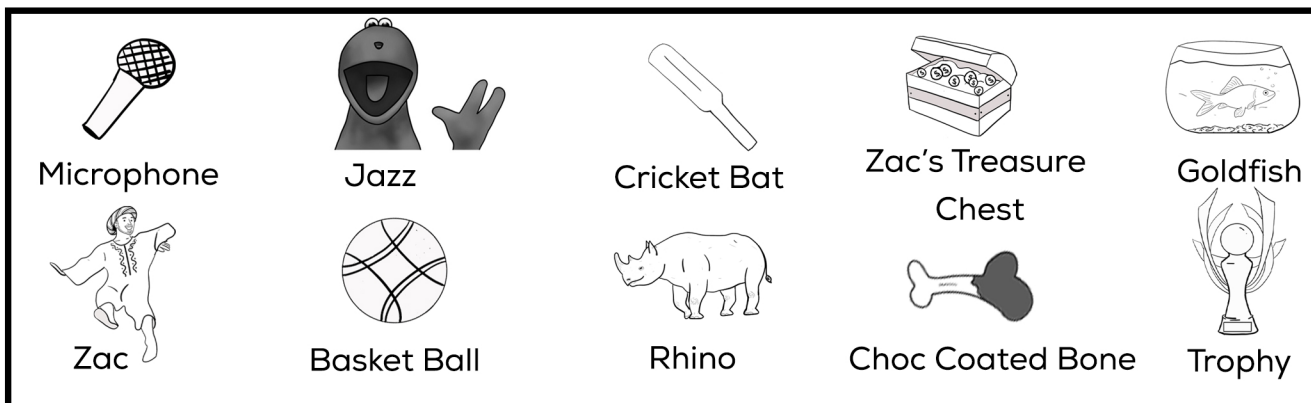


**Jesus came to
seek and save
the lost.**

Help Jazz find some of her lost items.




Find these items in Jazz's messy bedroom:



O R I C H H S M I F
Q J F D J F Y E I O
Z E N G T R C L K U
A S E D A I A L M N
C U M Z X E M O O D
C S D F C N O S N S
H U Y O O D R T E S
A G U G L S E I Y C
E J W R L H T B U Y
U E M E E L R T X M
S R T E C L E H W S
N I D D T K E I E H
U C H Y O J G E C O
O H B R R O A F V R
B O B M O R C I O T

Jesus
Tax Collector
Zacchaeus
Sycamore tree
Short
Rich
Money
Greedy
Thief
Jericho
Friends
Lost
Found




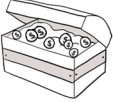






Colour in all the shapes marked with an X to find out what Jesus does.



Help Jazz find some of her lost items.




Find these items in Jazz's messy bedroom:

				
Microphone	Jazz	Cricket Bat	Zac's Treasure Chest	Goldfish
				
Zac	Basket Ball	Rhino	Choc Coated Bone	Trophy

Using the picture from the first page,

How many  can you find in Jazz's room?




How many  can you find in Jazz's room?

the JERICHO - NEWS -


All the news from
first-century Jericho, first!

BREAKING NEWS **TAX COLLECTOR GIVES BACK 4 TIMES WHAT HE STOLE!**

Draw Zacchaeus giving back his possessions to the people of Jericho:



JESUS AND THE PEOPLE HE MET...



Jesus and Kids

Craft & Game Ideas

Craft Ideas

1. Help Zacchaeus Out Of the Tree

You will need:

- Printed templates of Zacchaeus and the Tree (see below)
- Printed handle template (see below)
- Scissors
- Textas, crayons or pencils
- Glue

Instructions:

1. Print the template on either cardstock or paper.
2. Colour the main image and the Zacchaeus figure.
3. Cut out the Zacchaeus figure and the rectangle shape (see template)
4. Assemble the Zacchaeus figure and handle.
5. Take the attachment piece and bend the solid lines creating creases.
6. Glue the two larger rectangles together.
7. Finally glue the smaller rectangles to the back of the Zacchaeus figure.
8. Cut on the solid line on the tree picture.
9. Stick the Zacchaeus figure piece through the slit on the main image. The Zacchaeus figure can now go up and down the tree.

2. Binoculars


You will need:

- Paper towel roll (cut in half), 2 toilet rolls or use heavy card and make 2 rolls
- Coloured cellophane for the 'lenses'
- String for the strap
- Coloured pencils/pens/crayons
- Glue/sticky tape
- Stickers etc to decorate cardboard
- Cut out words (see below) to glue on Binoculars

Instructions:

1. Colour and decorate your 2 cardboard rolls.
2. Put cellophane over one end of both rolls.
3. Stick rolls together.
4. Stick string along the outside of each roll so it holds like a strap.
5. Glue words on binoculars (see below)

Maybe you can use them to play Eye Spy...





Zacchaeus figure



Strap to make handle for Zacchaeus

"Jesus came to seek and save the lost"

Words to stick on Binoculars

JESUS AND THE PEOPLE HE MET...



Jesus and Kids

Craft & Game Ideas

Game Ideas

1. Pin Zacchaeus In the Tree

You will need:

- Tree picture about the size of a piece of poster board (You can either stick pieces of paper together to make this size and then draw a tree or cut out tree shape. You just need a branch that you can aim to stick Zacchaeus onto).
- Something for a blind fold. E.g. tea towel, eye mask, head band
- Print out of Zacchaeus figure – 1 per player (see above)
- Blue tack or sticky tape

Instructions:

1. Hang the tree on a wall or somewhere where you can play.
2. Cut out Zacchaeus and put blue tack/sticky tape on back of each picture of Zac.
3. Have the starting spot about 2m away from the tree.
4. Blind fold person who's about to have a turn sticking Zacchaeus in the tree.
5. Spin them round a couple of times and point them in the direction of the tree.
6. Player has to walk towards tree and without feeling for tree stick Zacchaeus on the branch.
7. Person who sticks Zacchaeus closest on the branch is the winner.

2. Eye Spy

Instructions:

1. Choose 1 player to be the spier.
2. The spier says: "I spy with my little eye something beginning with ..." [or with young kids "I spy with my little eye something that's red (or whatever colour you choose.)"]
3. Everyone then guesses what they are spying, with the spier only allowed to answer yes/no.
4. Once the object or colour has been guessed correctly, the next person can take a turn and become the Spier.