


How to Use Quiz Worx Home Delivery



Quiz Worx exists to share Jesus with kids everywhere. Our usual method of doing this is through performing Biblically faithful, creative and fun live puppet shows. However, due to COVID-19, we are unable to do our live shows. Yet we are excited to present the Good News through **Quiz Worx Home Delivery** - *Bringing Clear Bible Teaching to You*.


Each week Quiz Worx releases a new Kids' Talk video which can be used as part of an online church service or family devotion time. Each kids' talk comes with Activity Sheets, Game/Craft ideas, Discussion Questions and 'Digging Deeper' Family Devotions to help you share Jesus with the kids in your church and family. We pray this will be a blessing and encouragement to many kids, families and churches.

FOR CHURCHES:

Here are some suggestions for making the most of the 'Quiz Worx Home Delivery' material as part of an online church service:

1. Pray
2. Ensure the kids and parents in your church have access to the activity sheets and discussion questions. Feel free to offer these directly from your church website, attach them to an email to church families, print them out and deliver/post them, or encourage them to sign up themselves at www.quizworx.com/HomeDelivery
3. Play the Kids' Talk video towards the start of your service, either by including in your live or pre-recorded service, or by sending families a link to watch on YouTube.
4. During the sermon/teaching time for the adults, parents can encourage kids to work on the activity sheets, and possibly craft (if they can work on this unsupervised).
5. After the sermon parents can lead a short discussion using the discussion questions provided. Then families can play the suggested games together in their household or with other families online (e.g. via Zoom) and get hands-on with the craft activity.
6. During the week, families can use the 'Digging Deeper' Family Devotions together to explore God's Word further at a time that suits them.
7. See more about permissions for churches here:
<http://www.quizworx.com/qwhd-permissions/>

How to Use Quiz Worx Home Delivery




FOR FAMILIES:

Here are some suggestions for making the most of the 'Quiz Worx Home Delivery' material as a family:

1. Print off the Activity sheets, Game/Craft ideas and Discussion Questions & Family Bible Devotions ahead of time.
2. Pray together.
3. Play the Kids' Talk video – you can stream/download it directly from this google drive or watch it on YouTube link that is e-mailed to you each week.
4. CHOOSE YOUR OWN ADVENTURE: after watching the kids' talk, feel free to continue with any of the additional elements, in an order that works for you and your family.
5. Kids will enjoy the Activity Sheets which include colouring in, mazes, find-a-words and other fun activities. There is one provided for kids ages 2-4, 4-8 and for kids ages 9-12.
6. Parents can use the provided discussion questions to lead a short discussion any time after watching the kids' talk.
7. Playing games together or with other families online (e.g. via Zoom) and getting hands-on with the craft activity can help to reinforce the message of the talk (and should be a lot of fun too).
8. Families may choose to move right into the 'Digging Deeper' Family Devotions during this time or choose other times later in the week to explore God's Word further together (try and find a regular time that works with your family).
9. See more about permissions for families and individuals here:
<http://www.quizworx.com/qwhd-permissions/>

JESUS AND THE PEOPLE HE MET...




In this 7-part series, Quiz Worx Home Delivery will follow Jesus as he meets different people throughout the gospels. As we meet these different people, we will see how Jesus relates to them and learn how people are to relate to Jesus.

The Bible shows us that Jesus came to show people the way to know God and have eternal life with him. Through our weekly Kids' Talk videos, we will see that Jesus wants all kinds of people, no matter who they are, where they come from or what they have done, to trust him and become part of God's Kingdom forever. Each Kids' Talk video has accompanying discussion questions for you to work through with your children.

We have also provided some further 'Digging Deeper' family devotions. These will help you and your family discover more about who Jesus is and what it means to know him and relate to him.

As we look at the people Jesus met when he lived here on earth, our hope and prayer is that you will be encouraged to trust Jesus and tell others to trust Jesus too. We have worked hard to make this 7 week series engaging and appealing to both Christians and non-Christians. Therefore, we hope and pray you can use these Kids' talks to introduce your friends and family to Jesus.



JESUS AND THE PEOPLE HE MET...

Jesus and the Bad Guy

Discussion Questions after Jesus & The Bad Guy Video

In today's video, Gem, Cosec and Chrissy talk about how people can be made right with God. The Bible says that God only accepts people who are clean on the inside. So it seems impossible that anyone could be made right with God! But that's what the Good News of Jesus is all about...

1. Gem and Cosec learn that all people make mistakes and do the wrong thing. Can you think of times when you've done the wrong thing? How did you feel when that happened?
2. What did Jesus do so that people could be made clean inside? How is Jesus able to do this?
3. How does it make you feel, knowing that no matter what you've done, God offers forgiveness to everyone who trusts Jesus?

Pray


Thank God that he sent Jesus who lived a perfect life, died and rose again so that we can be forgiven, made clean and become friends with God.

Ask God to help you show forgiveness to other people when they do wrong things towards you.



Digging Deeper

Family Devotions



How to use 'Digging Deeper' for the 'Jesus and' series.

To help you through our 'Jesus and..' series, each week we will provide three devotions. We encourage you to read these passages with those in your household at a time that suits, and use the questions to guide you as you talk about and reflect on how Jesus related to the people he met and how we are to relate to Jesus.

We looked at several different Bible translations when creating these questions. Feel free to use any version as you work through them with your family.

Memory Verse Challenge

Jesus said: "Let the little children come to me!" Join in with the Quiz Worx humans and puppets as they sing and dance to Jesus' words in the Book of Mark, and be reminded that Jesus LOVES kids and wants kids to be part of God's Kingdom forever. You can find the memory verse video in the 'Jesus and Kids' google drive folder or you can watch it on YouTube at: <https://youtu.be/sAAD2BZlhVw>

Something to Remember

As we look at how Jesus related to the people he met in the gospels, we will see that Jesus wants all people to know him, trust him and be part of God's Kingdom forever.

As you look at each passage, keep asking:

- a) What do we learn about who Jesus is and what he is like?
- b) What do we learn about how people are to relate to Jesus?
- c) Who can I tell about Jesus?

Devotion 1 – Read Luke 23: 1-25

In this passage, Jesus is put on trial. However, Jesus is innocent! The Roman governor Pontius Pilate knew that, but because he wanted to please the people, he let Jesus be sentenced to death. But the Bible shows us that even as this was happening, Jesus was still in control...

1. Why do you think that the teachers of the law and chief priests were so against Jesus?
2. Jesus is innocent but he doesn't try to defend himself and get free. Why do you think that is?
3. Why is it important that Jesus lived a perfect life and always obeyed God? What does that mean for you?


Pray

Thank God that he sent Jesus to live a life of perfect obedience to God for us.

Ask God to help you obey him but also know you can be forgiven when you make a mistake.

Digging Deeper

Family Devotions



Devotion 2 – Read Luke 23: 32-43

In this passage, we see two men being crucified along with Jesus. Even as Jesus hung on the cross, Jesus asked God to forgive the people for what they were doing. The two men next to Jesus each had very different responses to who they thought Jesus was...

1. How did the two criminals respond to Jesus?
2. What was Jesus' response to the criminal who repented and accepted him as King? How does that make you feel?
3. What might it look like today for someone to accept Jesus as their king?

Pray

Give thanks that God sent Jesus to offer forgiveness to all people, no matter what they have done.

Ask God to help you live your life in a way that shows Jesus is your king.

Pray for those in your life who have not repented and accepted Jesus as their King. Pray specifically for those you have or will invite to watch QWHD with you.

Devotion 3 – Read 2 Corinthians 5: 15-21 (*it would be helpful to look at both NIV & CEV translations*)

There is a big rift between God and people because of all the wrong things we've done. However, because Jesus took our punishment on the cross, we can be forgiven, and we have new life when we repent and accept Jesus as our king. This should change the way we live...

1. What does it mean to be "in Christ"? (v17 NIV- look at CEV to help).
2. What does verse 18 tell us about what God has done for us and what we are to do in response? How does this make you feel?
3. God offers forgiveness for all the wrong things people have done. How should that change the way we live?

Pray

Thank God that he loves us so much that he made a way to fix our relationship with him.

Thank God that he has given new life to everyone who trusts Jesus.

Ask God to help us show forgiveness and love to others.

Colour in:



Everyone can
be accepted
by God

Find all the words:


CROSS
WRONG
CLEAN
STEALING
FORGIVE
ASK
PURE
TRUE
ACCEPTED
PAPER

A	U	K	A	O	F	P	W	S	N
K	S	E	T	I	J	U	F	T	B
K	N	K	C	N	Z	R	O	E	R
T	P	A	P	E	R	E	N	A	S
C	R	O	S	S	K	D	T	L	E
A	C	C	E	P	T	E	D	I	X
F	O	R	G	I	V	E	N	N	N
C	L	E	A	N	M	X	H	G	Z
W	R	O	N	G	T	R	U	E	T
P	P	N	W	E	X	F	Y	J	J


Find the 10 differences between these pictures:



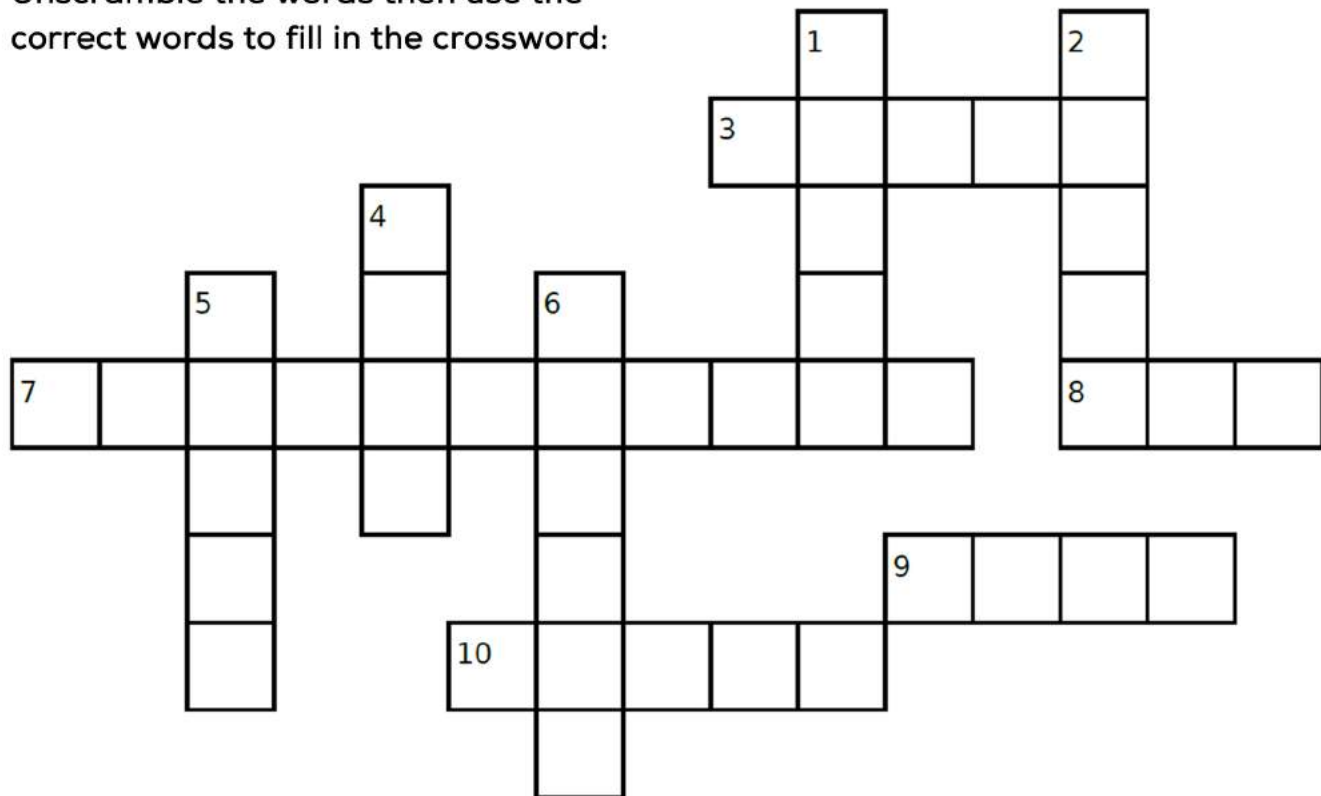
Every picture has a match. Can you find all six matching pairs?



Colour in:



Unscramble the words then use the correct words to fill in the crossword:





The Bible says that for **(6) PPLEO** to be accepted by **(8) ODG**, they have to be **(10) LECAN**. They have to be **(9) RUPE**. They have to have **(3) VENER** done anything **(2) GNORW**.

When **(1) SESUJ** died on the **(5) cross** he took our wrong things on himself and **(4) DIPA** for them. So now if people ask for **(7) GRIFENOIVESS** they can be made clean and pure as if they had done nothing wrong.


Find the 10 differences between these pictures:



Use the grid to redraw
 the picture bigger:



Can you find your way
 through the maze?



JESUS AND THE PEOPLE HE MET...

Jesus and the Bad Guy

Craft & Game Ideas

Craft Ideas

1. Heart of Forgiveness


The Bible tells us that people can be forgiven of their sins because Jesus died on the cross and rose again! Have a go at making this origami heart to help remind you.

You will need:

- A square piece of paper (the bigger the better)
- Pencils, textas and anything you would like to use as decoration

Instructions:

1. Fold in half to create a triangle.



2. Undo this first fold and then fold the other way.




JESUS AND THE PEOPLE HE MET...



Jesus and the Bad Guy

Craft & Game Ideas


3. Unfold and turn the piece of paper so it looks like a diamond.



4. Fold the top corner to the middle, then the bottom corner to the new top.



5. Take one half of the bottom edge and fold towards the centre line, then do the same with the other side.




JESUS AND THE PEOPLE HE MET...

Jesus and the Bad Guy

Craft & Game Ideas

6. Turn the piece of paper around and fold in the corners. Then turn back.



7. Write "Jesus Brings Forgiveness" on the front and then decorate! You can draw pictures, write your favourite Bible verse, the memory verse, or even a message inside for one of your friends!



2. Create a Cross

Make a cross - just like Gem and Cosc - to help remind you of how Jesus died on the cross for us!

You will need:

- Print out cross template or cut a cross shape out of paper
- Pencils
- Scissors

JESUS AND THE PEOPLE HE MET...

Jesus and the Bad Guy


Craft & Game Ideas


Craft Ideas

Instructions:


1. Cut out the cross
2. Colour in one side to be messy (scribble as much as you like!), but make sure to leave the other side clean
3. Use the cross to tell the main point of the talk:

Because of what Jesus has done (hold up cross on clear side)
When he died on the cross (turn cross to messy side),
Everyone, whether we have done just a few wrong things,
or heaps and heaps of wrong things (hold up messy side of cross)
Can be accepted by God (turn cross to clear side).





JESUS AND THE PEOPLE HE MET...



Jesus and the Bad Guy

Craft & Game Ideas

Game Ideas

1. Jesus Purifies Us

The Bible says that when Jesus died on the cross, he took our sin on himself and paid for it all. So now if people repent and accept Jesus as King, they are made clean and pure as if they had done nothing wrong. In this activity, you get to see something that's dirty made clean.

Top tip: This activity involves water, so it's probably best to be outside.

You will need:

- Jar/cup
- Dirt
- spoon/stick
- Jug
- Water
- Appropriate outside location

Instructions:

1. Fill the jar and jug with water. Notice how clear and clean the water is.
2. Tip some dirt into the jar and stir it with the spoon/stick. What has happened to the water? Is it still clean?
3. Now pour the water from the jug into the jar and watch the water overflow (keep pouring until the dirt is gone). What happens to the dirty water?


2. Vanilla Cross Snap Biscuits

Have a go at making these cross shaped biscuits as a reminder that Jesus makes us clean. Both the dough and cooked biscuits are freezer friendly.

Equipment:

- Baking Trays
- Baking Paper
- Wire cooling rack
- Bowl
- Electric Mixer
- Measuring cups/spoons

JESUS AND THE PEOPLE HE MET...



Jesus and the Bad Guy

Craft & Game Ideas

Game Ideas

Ingredients:

- 185 grams butter softened
- 1 cup caster sugar (220 grams)
- 1 & 1/2 teaspoons vanilla extract
- 2 & 1/2 cups plain flour (375 grams)
- 1 egg
- 1 egg yolk - extra
- Gel icing pens
- Icing sugar

Instructions:

1. Preheat your oven to 180 degrees and line two trays with baking paper.
2. In the bowl of an electric mixer, add the butter, sugar and vanilla and mix until white and fluffy.
3. Add the flour, egg and extra egg yolk and beat together to form a smooth dough (if using a mixer, use dough hook attachment, otherwise keep it on a slow setting if you don't have one).
4. Lightly knead the dough and wrap in glad wrap and pop in the fridge for 30 minutes - or if freezing, wrap in glad wrap and pop into the freezer.
5. Roll out dough (thickness of 5mm) between two sheets of baking paper. Cut out cookies in the shape of a cross and put onto baking trays lined with baking paper.
6. Bake in the oven for 10-12 minutes or until golden at the edges. Allow the biscuits to cool on the tray for 10 minutes before transferring to a wire rack to cool completely.
7. Use the icing sugar to create a plain white icing (adding water). Decorate some of the biscuits to be 'dirty,' using gel icing pens to 'scribble' on them. Decorate others with white icing to represent us being made clean by Jesus.
8. Eat them!

Notes:

- It's important to chill the dough as this helps the biscuits to keep their shape.
- You can freeze both the uncooked dough and the cooked biscuits.

Adaptation of recipe by Matheson, L. *Quick and Easy - Vanilla Snap Biscuits*. Create Bake Make, 17 June 2020, <https://createbakemake.com/quick-and-easy-vanilla-snap-biscuits/>.