


How to Use Quiz Worx Home Delivery



Quiz Worx exists to share Jesus with kids everywhere. Our usual method of doing this is through performing Biblically faithful, creative and fun live puppet shows. However, due to COVID-19, we are unable to do our live shows. Yet we are excited to present the Good News through **Quiz Worx Home Delivery** - *Bringing Clear Bible Teaching to You*.


Each week Quiz Worx releases a new Kids' Talk video which can be used as part of an online church service or family devotion time. Each kids' talk comes with Activity Sheets, Game/Craft ideas, Discussion Questions and 'Digging Deeper' Family Devotions to help you share Jesus with the kids in your church and family. We pray this will be a blessing and encouragement to many kids, families and churches.

FOR CHURCHES:

Here are some suggestions for making the most of the 'Quiz Worx Home Delivery' material as part of an online church service:

1. Pray
2. Ensure the kids and parents in your church have access to the activity sheets and discussion questions. Feel free to offer these directly from your church website, attach them to an email to church families, print them out and deliver/post them, or encourage them to sign up themselves at www.quizworx.com/HomeDelivery
3. Play the Kids' Talk video towards the start of your service, either by including in your live or pre-recorded service, or by sending families a link to watch on YouTube.
4. During the sermon/teaching time for the adults, parents can encourage kids to work on the activity sheets, and possibly craft (if they can work on this unsupervised).
5. After the sermon parents can lead a short discussion using the discussion questions provided. Then families can play the suggested games together in their household or with other families online (e.g. via Zoom) and get hands-on with the craft activity.
6. During the week, families can use the 'Digging Deeper' Family Devotions together to explore God's Word further at a time that suits them.
7. See more about permissions for churches here:
<http://www.quizworx.com/qwhd-permissions/>

How to Use Quiz Worx Home Delivery



FOR FAMILIES:

Here are some suggestions for making the most of the 'Quiz Worx Home Delivery' material as a family:

1. Print off the Activity sheets, Game/Craft ideas and Discussion Questions & Family Bible Devotions ahead of time.
2. Pray together.
3. Play the Kids' Talk video – you can stream/download it directly from this google drive or watch it on YouTube link that is e-mailed to you each week.
4. CHOOSE YOUR OWN ADVENTURE: after watching the kids' talk, feel free to continue with any of the additional elements, in an order that works for you and your family.
5. Kids will enjoy the Activity Sheets which include colouring in, mazes, find-a-words and other fun activities. There is one provided for kids ages 2-4, 4-8 and for kids ages 9-12.
6. Parents can use the provided discussion questions to lead a short discussion any time after watching the kids' talk.
7. Playing games together or with other families online (e.g. via Zoom) and getting hands-on with the craft activity can help to reinforce the message of the talk (and should be a lot of fun too).
8. Families may choose to move right into the 'Digging Deeper' Family Devotions during this time or choose other times later in the week to explore God's Word further together (try and find a regular time that works with your family).
9. See more about permissions for families and individuals here:
<http://www.quizworx.com/qwhd-permissions/>

I am the Way, the Truth and the Life

Over the past 7 weeks at Quiz Worx Home Delivery, we have been looking at Jesus and some of the people he met while he lived on earth. Our hope was that seeing how Jesus related to the different kinds of people he met would help kids to know more about who Jesus is and what Jesus is like. And our hope was that many would choose to follow him.

The Bible tells us that Jesus came to show people the way to know God and have eternal life with him. So, in this week's Kids' Talk video, we are looking at the wonderful words of Jesus in John chapter 14 verse 6, to discover more about who Jesus is and how he makes this possible. You will find some discussion questions below to work through with your children after watching the video.

We have also provided some further 'Digging Deeper' family devotions. These will help you and your family discover more about who Jesus is, and what it means to follow him. As you consider who Jesus is, our hope and prayer is that you will be encouraged to trust Jesus and tell others to trust Jesus too.



I am the Way, the Truth and the Life

Discussion Questions after I am the Way, the Truth and the Life Video

In today's video, Chrissy explains that in the Bible, Jesus tells us who he is: he is the WAY, the TRUTH and the LIFE! Let's explore this a bit more...

1. What does Jesus mean when he says that he is the WAY?
2. What does Jesus mean when he says that he is the TRUTH?
3. What does Jesus mean when he says that he is the LIFE?

See if you can remember all the words and actions to the song. Feel free to watch it again to help you!

Pray


Thank God that people can know Him by trusting Jesus.

Pray for your friends who don't trust Jesus. Ask God to help you tell them about Jesus, who is the Way, the Truth and the Life.



Digging Deeper

Family Devotions



How to use 'Digging Deeper' for 'I am the Way, the Truth and the Life'.

To help you think more about who Jesus is and what it means to know him and trust him, we have provided three devotions. We encourage you to read these passages with those in your household, at a time that suits, and use the questions to guide you as you talk about and reflect on who Jesus is.

We looked at several different Bible translations when creating these questions. Feel free to use any version as you work through them as a family.

Devotion 1 – Read John 14: 1-4

In this passage, Jesus is enjoying a meal with his disciples just before he goes to the cross to die. The disciples did not know that this was the last meal they would have with their friend and teacher. During the meal, Jesus tells them something wonderful...

1. What does Jesus tell his friends NOT to do, and what does Jesus tell his friends TO do? Why do you think he said these things? (You might want to look at John 13:31-38 to see why the disciples were worried).
2. Jesus talks about his Father's house. Who is the Father? Where is Jesus going?
3. What does Jesus promise to do for his friends? How do you think this made them feel?


Pray

Thank God that he wants people to be part of his family and live with him forever.

Thank God that Jesus is preparing a place in heaven for all who repent and accept Jesus as their King.

Digging Deeper

Family Devotions



Devotion 2 – Read John 14: 1-11

Jesus is going to be with his Father in heaven. He tells his disciples how they also can be with God.

1. What does Jesus say to his friends to help them understand the way to God?
2. The disciples don't really understand what Jesus is saying! Jesus then tells them that he is "one with the Father" (verses 10 & 11). Who is Jesus saying that he is?
3. Jesus doesn't just say that he *knows* the way to God. He says that he *is* the way to God, because he *is* God. How does that make you feel?

Pray

Thank Jesus that he is WAY to know God, he teaches us the TRUTH about God, and he is the only one who can give people LIFE forever with God, because he IS God.

Thank God that when life seems scary or confusing or uncertain, knowing Jesus brings comfort and certainty.

Devotion 3 – Read John 14: 15-21

In this passage, Jesus provides further comfort to his friends by telling them that when he goes, he will send them a special helper...

1. Who is the helper that Jesus promises to send his friends?
2. What will the Helper do for them?
3. Jesus also promises his friends that he is going to come back one day! How do you think that made them feel? How does it make you feel?


Pray

Thank Jesus that he promises the Holy Spirit to everyone who repents and puts their trust in Him.

Thank Jesus that one day he is going to come back and make all things new. And thank Jesus that when he does come back, everyone who trusts him will get to live forever with him in a brand new, perfect, fixed up world.


Spend some time praying for those in your life who do not yet trust Jesus. Pray that they will come to know Jesus, trust Jesus and be part of God's Kingdom forever.

Colour in:




Jesus said:
'I am the Way,
the Truth,
and the Life'


Colour Anthony doing the actions, then practice them yourself:



I am the **way**,





the **truth**,




and the **life**!



That's what Jesus **said**.



Help Mendel get to his seaweed.




Words Jesus said in John 14:6 are hidden in this picture. Write them below in the right order, then colour the picture.


 am , the
 and the .
 No one to

 me .


Colour in every shape marked with an X :



Draw yourself doing the song actions for these words:



I am the **way**,



the **truth**,



and the **life!**

Break the code:

A	B	C	D	E	F	G	H	I	J	K	L	M
□	△	∇	∏	⊕	⊖	⊗	⊘	⊙	⊚	⊛	⊜	⊝
N	O	P	Q	R	S	T	U	V	W	X	Y	Z
⊞	⊟	⊠	⊡	⊢	⊣	⊤	⊥	⊦	⊧	⊨	⊩	⊪

Jesus said:

"


⊙ ⊖ ⊕ ⊗ ⊘ ⊙ ⊚ ⊛ ⊜ ⊝

⊞ ⊟ ⊠ ⊡ ⊢ ⊣ ⊤ ⊥ ⊦ ⊧ ⊨ ⊩ ⊪

"

⊖ ⊗ ⊘ ⊙ ⊚ ⊛ ⊜ ⊝

Colour in:



I am the Way, the Truth and the Life


Craft & Game Ideas

Craft Ideas

1. Wall Hanger

You will need:

- Print out of template (see below)
- String/ribbon
- Colouring pencils/crayons/textas
- Glue
- Sticky tape
- Collage things to decorate the path



Instructions:

1. Colour in the sky, grass and trees.
2. Colour/decorate the pathway.
3. Assemble the pathway that leads to Jesus with the verse.
4. Attach ribbon/string to the back to hang.

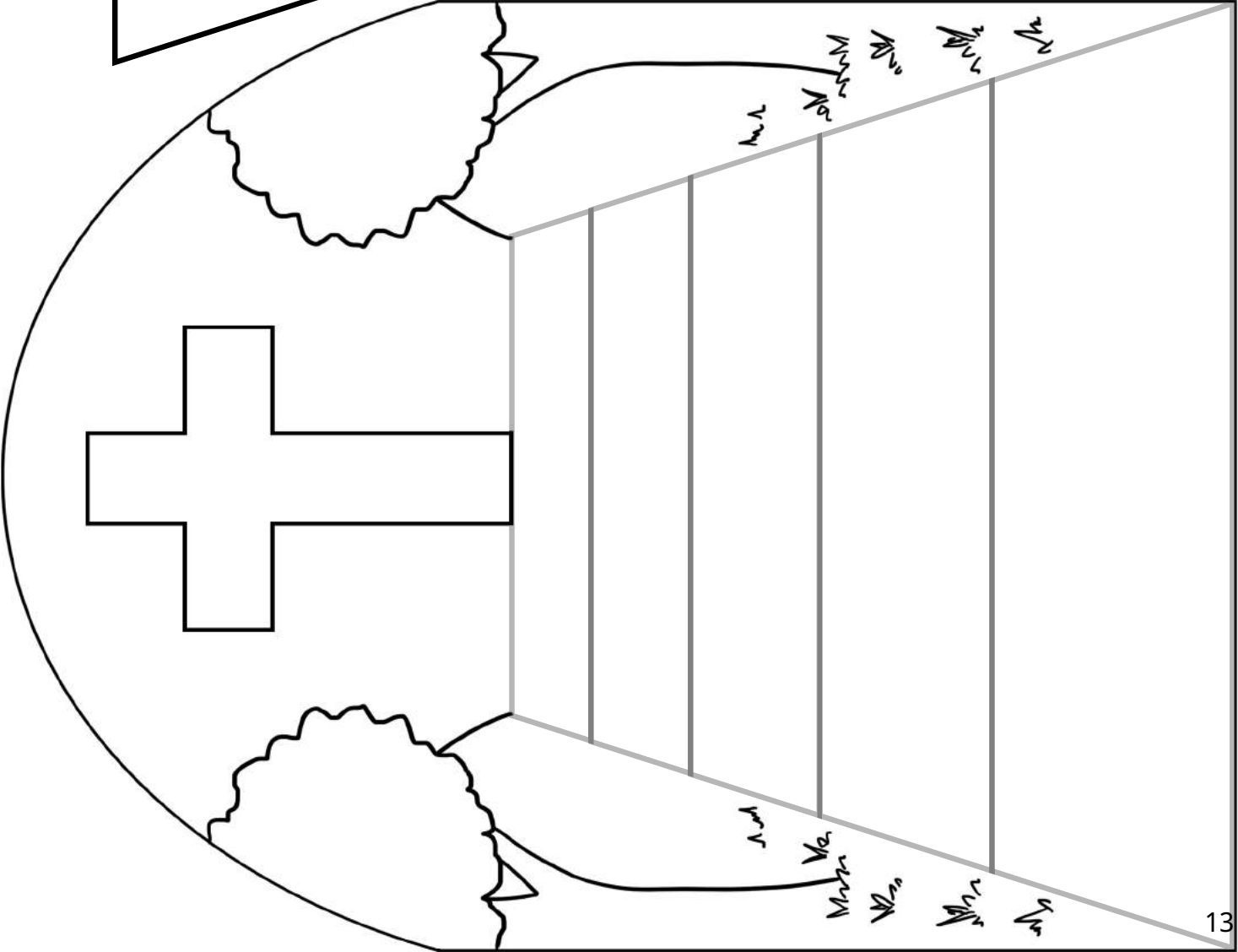
except through me.”

No one comes
to the Father

and the life.

and the truth

Jesus said,
“I am the way



I am the Way, the Truth and the Life

Craft & Game Ideas

Craft Ideas


2. Signpost

You will need:

- Printout of signpost template (see below)
- Paper towel cardboard roll, or rolled up paper to make the post
- Glue
- Scissors
- Coloured pencils/crayons/textas
- Stickers, glitter etc. to decorate the signpost with (optional)

Instructions:

1. Colour in Jesus name and glue on one side of post.
2. Glue the bible verse on the other side of the signpost.
3. Cut 2 small slits in the top of the tube, just big enough for the sign to slide in and hold.




**“I am the way and the truth
and the life. No one comes to
the Father except through me.”**

John 14:6

JESUS

I am the Way, the Truth and the Life



Craft & Game Ideas

Game Ideas

1. Only One Way

You will need:

- Masking tape
- Ping pong balls
- Straws (1 per player)

Instructions:

- Using the masking tape, mark off straight pathways for each player/team, approximately 10-15cm wide (you can make it wider for younger kids).
- Give each player/team one ping-pong ball and each player a straw.
- On 'go', players must blow through their straws to propel their ping-pong ball inside the pathway. If the ball rolls out of the pathway, the player must return to start to begin again.
- If playing as individuals, the first person with their ping pong ball over the finish line wins OR you can play with one path and time each player to see who can get the fastest time.
- If playing in teams, when players reach the opposite end of their path, they must bring the ball to the next player in his or her team line. Play continues like this until all players have had their turn.

2. Obstacle Course

You will need:

- A clear area either inside or outside.
- A variety of household items/toys e.g. chairs, stools, cushions, bean bags, pram etc. to make an obstacle course.
- A Blindfold (you can use a headband or tea towel).

Instructions:

- Set up an obstacle course.
- Choose someone to begin playing. For older kids, stand them at the beginning of the course with a blind fold on. Using only verbal directions, lead the player through the course. For younger kids, blind fold the adult and let the young child lead the adult through the course (slowly 🐢).